

Federal Elections 88

**Election Results
for the U.S. President,
the U.S. Senate
and the U.S. House
of Representatives**

FEDERAL ELECTIONS 88
Election Results for U.S. President,
the U.S. Senate and the
U.S. House of Representatives



Federal Election Commission
Washington, D.C.
June 1989



Commissioners

Danny L. McDonald, Chairman
Lee Ann Elliott, Vice Chairman
Joan D. Aikens
Thomas J. Josefiak
John Warren McGarry
Scott E. Thomas


Ex Officio Commissioners

Donnald K. Anderson, Clerk of the House
Walter J. "Joe" Stewart, Secretary of the Senate

Statutory Officers

John C. Surina, Staff Director
Lawrence M. Noble, General Counsel

Compiled by Richard C. Thomas,
Director of State Relations



**PREFACE TO OFFICIAL PRESIDENTIAL AND CONGRESSIONAL
ELECTION RESULTS -- 1988**

The following official results of United States Presidential, Congressional and Senatorial elections held on November 8, 1988, have been prepared by the Federal Election Commission. The Commission undertakes this project biennially in order to respond to public inquiries it receives. At the same time, the FEC recognizes a need to bring together in one place all of the Federal election results. The Commission presents this publication as the fourth in a series designed to provide an accurate, historical record of Federal election results.

Data is based on official figures provided by State election officials, and includes several updates through May 1, 1989. If the vote results are modified in the future, as a result of litigation or discovery of error, the Federal Election Commission will supply errata supplements as necessary.


The Commission has prepared this document as a research tool for Commission staff and State election offices. Additional copies may be ordered from the National Technical Information Service (NTIS), U.S. Department of Commerce, 5285 Port Royal Road, Springfield, Virginia 22161.

OFFICIAL GENERAL ELECTION RESULTS

FOR

UNITED STATES PRESIDENT

NOVEMBER 8, 1988



LAST NAME	FIRST & MI	PARTY	# OF VOTES	PERCENT
-----------	------------	-------	------------	---------

ALABAMA

Bush	George	Republican	815,576	59.17
Dukakis	Michael S.	Democratic	549,506	39.86
Paul	Ronald E.	Libertarian	8,460	0.61
Fulani	Lenora B.	Independent	3,311	0.24
Warren	James	Independent	656	0.05
Winn	Edward	Independent	461	0.03
		Write-In	506	0.04
		Total Votes:	1,378,476	

ALASKA

Bush	George	Republican	119,251	59.59
Dukakis	Michael S.	Democratic	72,584	36.27
Paul	Ronald E.	Libertarian	5,484	2.74
Fulani	Lenora B.	New Alliance	1,024	0.51
LaRouche	Lyndon H.	Dems for Ec-Recovery	816	0.41
		Write-In	957	0.48
		Total Votes:	200,116	

ARIZONA

Bush	George	Republican	702,541	59.95
Dukakis	Michael S.	Democratic	454,029	38.74
Paul	Ronald E.	Libertarian	13,351	1.14
Fulani	Lenora B.	New Alliance	1,662	0.14
McCarthy	Eugene J.	Write-In	159	0.01
Duke	David E.	Write-In	113	0.01
Dennis	Delmar	Write-In	18	0.00
		Total Votes:	1,171,873	

ARKANSAS

Bush	George	Republican	466,578	56.37
Dukakis	Michael S.	Democratic	349,237	42.19
Duke	David E.	Christian Populist	5,146	0.62
Paul	Ronald E.	Libertarian	3,297	0.40
Fulani	Lenora B.	New Alliance	2,161	0.26
Dodge	Earl	Prohibition	1,319	0.16
		Total Votes:	827,738	

CALIFORNIA

Bush	George	Republican	5,054,917	51.13
Dukakis	Michael S.	Democratic	4,702,233	47.56
Paul	Ronald E.	Libertarian	70,105	0.71
Fulani	Lenora B.	Independent	31,181	0.32

LAST NAME	FIRST & MI	PARTY	# OF VOTES	PERCENT
-----------	------------	-------	------------	---------

CALIFORNIA (continued)

Griffin	James C.	American Independent	27,818	0.28
Duke	David E.	Write-In	483	0.00
McCarthy	Eugene J.	Write-In	234	0.00
Lewin	Herbert	Write-In	58	0.00
Holmes	Larry	Write-In	11	0.00
		Write-In	25	0.00
		Total Votes:	<u>9,887,065</u>	

COLORADO

Bush	George	Republican	728,177	53.06
Dukakis	Michael S.	Democratic	621,453	45.28
Paul	Ronald E.	Libertarian	15,482	1.13
Dodge	Earl	Prohibition	4,604	0.34
Fulani	Lenora B.	New Alliance	2,539	0.18
Duke	David E.	Write-In	139	0.01
		Total Votes:	<u>1,372,394</u>	

CONNECTICUT

Bush	George	Republican	750,241	51.98
Dukakis	Michael S.	Democratic	676,584	46.87
Paul	Ronald E.	Libertarian	14,071	0.97
Fulani	Lenora B.	New Alliance	2,491	0.17
Marra	William A.	Write-In	7	0.00
		Total Votes:	<u>1,443,394</u>	

DELAWARE

Bush	George	Republican	139,639	55.88
Dukakis	Michael S.	Democratic	108,647	43.48
Paul	Ronald E.	Libertarian	1,162	0.46
Fulani	Lenora B.	New Alliance	443	0.18
		Total Votes:	<u>249,891</u>	

DISTRICT OF COLUMBIA

Dukakis	Michael S.	Democratic	159,407	82.65
Bush	George	Republican	27,590	14.30
Fulani	Lenora B.	New Alliance	2,901	1.50
Paul	Ronald E.	Libertarian	554	0.29
Martin	John G.	Third World Assembly	236	0.12
Winn	Edward	Workers	208	0.11
LaRouche	Lyndon H.	Independent	163	0.08
Kenoyer	Willa	Socialist	142	0.07
Warren	James Mac	Socialist Workers	123	0.06
		Write-In	1,553	0.81
		Total Votes:	<u>192,877</u>	

LAST NAME	FIRST & MI	PARTY	# OF VOTES	PERCENT
------------------	-----------------------	--------------	-------------------	----------------

FLORIDA

Bush	George	Republican	2,618,885	60.87
Dukakis	Michael S.	Democratic	1,656,701	38.51
Paul	Ronald E.	Libertarian	19,796	0.46
Fulani	Lenora B.	New Alliance	6,655	0.15
Duke	David E.	Write-In	249	0.01
Kenoyer	Willa	Write-In	14	0.00
Masters	Isabel	Write-In	13	0.00
Total Votes:			<u>4,302,313</u>	

GEORGIA

Bush	George	Republican	1,081,331	59.75
Dukakis	Michael S.	Democratic	714,792	39.50
Paul	Ronald E.	Libertarian	8,435	0.47
Fulani	Lenora B.	New Alliance	5,099	0.28
McDaniel	Kyle	Write-In	15	0.00
Total Votes:			<u>1,809,672</u>	

HAWAII

Dukakis	Michael S.	Democratic	192,364	54.27
Bush	George	Republican	158,625	44.75
Paul	Ronald E.	Libertarian	1,999	0.56
Fulani	Lenora B.	New Alliance	1,003	0.28
LaRouche	Lyndon H.	National Economic Recovery	470	0.13
Total Votes:			<u>354,461</u>	

IDAHO

Bush	George	Republican	253,881	62.08
Dukakis	Michael S.	Democratic	147,272	36.01
Paul	Ronald E.	Libertarian	5,313	1.30
Fulani	Lenora B.	Independent	2,502	0.61
Total Votes:			<u>408,968</u>	

ILLINOIS

Bush	George	Republican	2,310,939	50.69
Dukakis	Michael S.	Democratic	2,215,940	48.60
Paul	Ronald E.	Libertarian	14,944	0.33
Fulani	Lenora B.	Solidarity	10,276	0.23
Winn	Edward	Independent	7,021	0.15
Total Votes:			<u>4,559,120</u>	

LAST NAME	FIRST & MI	PARTY	# OF VOTES	PERCENT
INDIANA				
Bush	George	Republican	1,297,763	59.84
Dukakis	Michael S.	Democratic	860,643	39.69
Fulani	Lenora B.	New Alliance	10,215	0.47
Total Votes:			2,168,621	
IOWA				
Dukakis	Michael S.	Democratic	670,557	54.71
Bush	George	Republican	545,355	44.50
LaRouche	Lyndon H.	Independent	3,526	0.29
Paul	Ronald E.	Libertarian	2,494	0.20
Duke	David E.	Patriotic	755	0.06
Fulani	Lenora B.	New Alliance	540	0.04
Kenoyer	Willa	Socialist	334	0.03
Winn	Edward	Workers League	235	0.02
Warren	James Mac	Socialist Workers	205	0.02
Write-In			1,613	0.13
Total Votes:			1,225,614	
KANSAS				
Bush	George	Republican	554,049	55.79
Dukakis	Michael S.	Democratic	422,636	42.56
Paul	Ronald E.	Independent	12,553	1.26
Fulani	Lenora B.	Independent	3,806	0.38
Total Votes:			993,044	
KENTUCKY				
Bush	George	Republican	734,281	55.52
Dukakis	Michael S.	Democratic	580,368	43.88
Duke	David E.	Populist	4,494	0.34
Paul	Ronald E.	Libertarian	2,118	0.16
Fulani	Lenora B.	New Alliance	1,256	0.09
Total Votes:			1,322,517	
LOUISIANA				
Bush	George	Republican	883,702	54.27
Dukakis	Michael S.	Democratic	717,460	44.06
Duke	David E.	Populist	18,612	1.14
Paul	Ronald E.	Libertarian	4,115	0.25
Fulani	Lenora B.	New Alliance	2,355	0.14
LaRouche	Lyndon H.	National Economic		
Recovery			1,958	0.12
Total Votes:			1,628,202	

LAST NAME	FIRST & MI	PARTY	# OF VOTES	PERCENT
------------------	-----------------------	--------------	-------------------	----------------

MAINE

Bush	George	Republican	307,131	55.34
Dukakis	Michael S.	Democratic	243,569	43.88
Paul	Ronald E.	Libertarian	2,700	0.49
Fulani	Lenora B.	New Alliance	1,405	0.25
		Write-In	230	0.04
		Total Votes:	<u>555,035</u>	

MARYLAND

Bush	George	Republican	876,167	51.11
Dukakis	Michael S.	Democratic	826,304	48.20
Paul	Ronald E.	Libertarian	6,748	0.39
Fulani	Lenora B.	Alliance	5,115	0.30
McDaniel	Kyle, Jr.	Write-In	24	0.00
		Total Votes:	<u>1,714,358</u>	

MASSACHUSETTS

Dukakis	Michael S.	Democratic	1,401,415	53.23
Bush	George	Republican	1,194,635	45.38
Paul	Ronald E.	Libertarian	24,251	0.92
Fulani	Lenora B.	New Alliance	9,561	0.36
Dodge	Earl	Write-In	18	0.00
Kenoyer	Willa	Write-In	15	0.00
		Write-In	2,910	0.11
		Total Votes:	<u>2,632,805</u>	

MICHIGAN

Bush	George	Republican	1,965,486	53.57
Dukakis	Michael S.	Democratic	1,675,783	45.67
Paul	Ronald E.	Libertarian	18,336	0.50
Fulani	Lenora B.	Independent	2,513	0.07
McCarthy	Eugene J.	Independent	2,497	0.07
Winn	Edward	Workers League	1,958	0.05
Warren	James	Independent	819	0.02
Holmes	Larry	Independent	804	0.02
Duke	David E.	Write-In	60	0.00
Dodge	Earl	Write-In	5	0.00
		Write In	902	0.02
		Total Votes:	<u>3,669,163</u>	

<u>LAST NAME</u>	<u>FIRST & MI</u>	<u>PARTY</u>	<u># OF VOTES</u>	<u>PERCENT</u>
------------------	-----------------------	--------------	-------------------	----------------

MINNESOTA

Dukakis	Michael S.	Democratic	1,109,471	52.91
Bush	George	Republican	962,337	45.90
McCarthy	Eugene J.	Minnesota Progressive	5,403	0.26
Paul	Ronald E.	Libertarian	5,109	0.24
Warren	James Mac	Socialist Workers	2,155	0.10
Herer	Jack	Grassroots	1,949	0.09
Fulani	Lenora B.	New Alliance	1,734	0.08
LaRouche	Lyndon H.	National Economic Recovery	1,702	0.08
Duke	David E.	Populist	1,529	0.07
Dennis	Delmar	American	1,298	0.06
Winn	Edward	Workers League	489	0.02
		Write-In	3,614	0.17
		Total Votes:	2,096,790	

MISSISSIPPI

Bush	George	Republican	557,890	59.89
Dukakis	Michael S.	Democratic	363,921	39.07
Duke	David E.	Independent	4,232	0.45
Paul	Ronald E.	Libertarian	3,329	0.36
Fulani	Lenora B.	Independent	2,155	0.23
		Total Votes:	931,527	

MISSOURI

Bush	George	Republican	1,084,953	51.82
Dukakis	Michael S.	Democratic	1,001,619	47.84
Fulani	Lenora B.	New Alliance	6,656	0.32
Paul	Ronald E.	Write-In	434	0.02
Duke	David E.	Write-In	44	0.00
Dennis	Delmar	Write-In	1	0.00
		Write-In	6	0.00
		Total Votes:	2,093,713	

MONTANA

Bush	George	Republican	190,412	52.07
Dukakis	Michael S.	Democratic	168,936	46.20
Paul	Ronald E.	Libertarian	5,047	1.38
Fulani	Lenora B.	New Alliance	1,279	0.35
		Total Votes:	365,674	

NEBRASKA

Bush	George	Republican	397,956	60.16
Dukakis	Michael S.	Democratic	259,235	39.19
Paul	Ronald E.	Libertarian	2,534	0.38
Fulani	Lenora B.	New Alliance	1,740	0.26
		Total Votes:	661,465	

LAST NAME	FIRST & MI	PARTY	# OF VOTES	PERCENT
-----------	------------	-------	------------	---------

NEVADA

Bush	George	Republican	206,040	58.86
Dukakis	Michael S.	Democratic	132,738	37.92
Paul	Ronald E.	Libertarian	3,520	1.01
Fulani	Lenora B.	New Alliance	835	0.24
None of Above			6,934	1.98
Total Votes:			<u>350,067</u>	

NEW HAMPSHIRE

Bush	George	Republican	281,537	62.41
Dukakis	Michael S.	Democratic	163,696	36.29
Paul	Ronald E.	Libertarian	4,502	1.00
Fulani	Lenora B.	New Alliance	790	0.18
		Write-In	549	0.12
Total Votes:			<u>451,074</u>	

NEW JERSEY

Bush	George	Republican	1,743,192	56.24
Dukakis	Michael S.	Democratic	1,320,352	42.60
Lewin	Herbert	Peace & Freedom	9,953	0.32
Paul	Ronald E.	Libertarian	8,421	0.27
Fulani	Lenora B.	New Alliance	5,139	0.17
McCarthy	Eugene J.	Consumer	3,454	0.11
Kenoyer	Willa	Socialist	2,587	0.08
Duke	David E.	Populist	2,446	0.08
Warren	James Mac	Socialist Workers	2,298	0.07
Holmes	Larry	Workers World	1,020	0.03
Winn	Edward	Workers League	691	0.02
Total Votes:			<u>3,099,553</u>	

NEW MEXICO

Bush	George	Republican	270,341	51.86
Dukakis	Michael S.	Democratic	244,497	46.90
Paul	Ronald E.	Libertarian	3,268	0.63
Fulani	Lenora B.	New Alliance	2,237	0.43
Warren	James Mac	Socialist Workers	344	0.07
Holmes	Larry	Workers World	258	0.05
Dodge	Earl	Prohibition	249	0.05
Macaione	Thomas	Write-In	93	0.02
Total Votes:			<u>521,287</u>	

LAST NAME	FIRST & MI	PARTY	# OF VOTES	PERCENT
NEW YORK				
Dukakis	Michael S.	Democratic	3,255,487	50.19
		Liberal	92,395	1.42
		Combined Parties	3,347,882	51.62
Bush	George	Republican	2,838,414	43.76
		Conservative	243,457	3.75
		Combined Parties	3,081,871	47.52
Marra	William A.	Right to Life	20,497	0.32
Fulani	Lenora B.	New Alliance	15,845	0.24
Paul	Ronald E.	Libertarian	12,109	0.19
Holmes	Larry	Workers World	4,179	0.06
Warren	James Mac	Socialist Workers	3,287	0.05
Winn	Edward	Write-In	10	0.00
Kenoyer	Willa	Write-In	3	0.00
		Total Votes:	6,485,683	
NORTH CAROLINA				
Bush	George	Republican	1,237,258	57.97
Dukakis	Michael S.	Democratic	890,167	41.71
Fulani	Lenora B.	New Alliance	5,682	0.27
Paul	Ronald E.	Write-In	1,263	0.06
		Total Votes:	2,134,370	
NORTH DAKOTA				
Bush	George	Republican	166,559	56.03
Dukakis	Michael S.	Democratic	127,739	42.97
Paul	Ronald E.	Libertarian	1,315	0.44
LaRouche	Lyndon H.	National Economic Recovery	905	0.30
Fulani	Lenora B.	New Alliance	396	0.13
Warren	James Mac	Socialist Workers	347	0.12
		Total Votes:	297,261	
OHIO				
Bush	George	Republican	2,416,549	55.00
Dukakis	Michael S.	Democratic	1,939,629	44.15
Fulani	Lenora B.	Independent	12,017	0.27
Paul	Ronald E.	Independent	11,989	0.27
LaRouche	Lyndon H.	Independent	7,733	0.18
Winn	Edward	Independent	5,432	0.12
King	Henry	Write-In	157	0.00
Holmes	Larry	Write-In	134	0.00
Wobser	David	Write-In	59	0.00
		Total Votes:	4,393,699	

LAST NAME	FIRST & MI	PARTY	# OF VOTES	PERCENT
------------------	-----------------------	--------------	-------------------	----------------

OKLAHOMA

Bush	George	Republican	678,367	57.93
Dukakis	Michael S.	Democratic	483,423	41.28
Paul	Ronald E.	Libertarian	6,261	0.53
Fulani	Lenora B.	New Alliance	2,985	0.25
Total Votes:			<u>1,171,036</u>	

OREGON

Dukakis	Michael S.	Democratic	616,206	51.28
Bush	George	Republican	560,126	46.61
Paul	Ronald E.	Libertarian	14,811	1.23
Fulani	Lenora B.	Independent	6,487	0.54
Duke	David E.	Write-In	90	0.01
Adam	R. Jerry	Write-In	1	0.00
Write-In			3,973	0.33
Total Votes:			<u>1,201,694</u>	

PENNSYLVANIA

Bush	George	Republican	2,300,087	50.70
Dukakis	Michael S.	Democratic	2,194,944	48.39
McCarthy	Eugene J.	Consumer	19,158	0.42
Paul	Ronald E.	Libertarian	12,051	0.27
Fulani	Lenora B.	New Alliance	4,379	0.10
Duke	David E.	Populist	3,444	0.08
Winn	Edward	Workers League	2,188	0.05
Total Votes:			<u>4,536,251</u>	

RHODE ISLAND

Dukakis	Michael S.	Democratic	225,123	55.64
Bush	George	Republican	177,761	43.93
Paul	Ronald E.	Libertarian	825	0.20
Fulani	Lenora B.	New Alliance	280	0.07
Lewin	Herbert	Peace & Freedom	195	0.05
Duke	David E.	Populist	159	0.04
Warren	James Mac	Socialist Workers	130	0.03
Kenoyer	Willa	Socialist	96	0.02
Write-In			51	0.01
Total Votes:			<u>404,620</u>	

SOUTH CAROLINA

Bush	George	Republican	606,443	61.50
Dukakis	Michael S.	Democratic	370,554	37.58
Paul	Ronald E.	Libertarian	4,935	0.50
Fulani	Lenora B.	United Citizens	4,077	0.41
Total Votes:			<u>986,009</u>	

LAST NAME	FIRST & MI	PARTY	# OF VOTES	PERCENT
-----------	------------	-------	------------	---------

SOUTH DAKOTA

Bush	George	Republican	165,415	52.85
Dukakis	Michael S.	Democratic	145,560	46.51
Paul	Ronald E.	Libertarian	1,060	0.34
Fulani	Lenora B.	New Alliance	730	0.23
Warren	James Mac	Socialist Workers	226	0.07
Total Votes:			312,991	

TENNESSEE

Bush	George	Republican	947,233	57.89
Dukakis	Michael S.	Democratic	679,794	41.55
Paul	Ronald E.	Independent	2,041	0.12
Duke	David E.	Independent	1,807	0.11
Dodge	Earl	Independent	1,807	0.11
Fulani	Lenora B.	Independent	1,334	0.08
LaRouche	Lyndon H.	Independent	873	0.05
Warren	James Mac	Independent	718	0.04
Kenoyer	Willa	Independent	358	0.02
Write-In			285	0.02
Total Votes:			1,636,250	

TEXAS

Bush	George	Republican	3,036,829	55.95
Dukakis	Michael S.	Democratic	2,352,748	43.35
Paul	Ronald E.	Libertarian	30,355	0.56
Fulani	Lenora B.	New Alliance	7,208	0.13
Warren	James Mac	Write-In	110	0.00
Kenoyer	Willa	Write-In	62	0.00
Write-In			98	0.00
Total Votes:			5,427,410	

UTAH

Bush	George	Republican	428,442	66.22
Dukakis	Michael S.	Democratic	207,343	32.05
Paul	Roanld E.	Libertarian	7,473	1.15
Dennis	Delmar	American	2,158	0.33
Fulani	Lenora B.	New Alliance	455	0.07
LaRouche	Lyndon H.	Independent	427	0.07
Youngkeit	Louie G.	Independent	372	0.06
Warren	James Mac	Socialist Workers	209	0.03
Kenoyer	Willa	Socialist	129	0.02
Total Votes:			647,008	

LAST NAME	FIRST & MI	PARTY	# OF VOTES	PERCENT
------------------	-----------------------	--------------	-------------------	----------------

VERMONT

Bush	George	Republican	124,331	51.10
Dukakis	Michael S.	Democratic	115,775	47.58
Paul	Ronald E.	Libertarian	1,000	0.41
LaRouche	Lyndon H.	Independent	275	0.11
Fulani	Lenora B.	New Alliance	205	0.08
Duke	David E.	Populist	189	0.08
Lewin	Herbert	Peace & Freedom	164	0.07
Kenoyer	Willa	Liberty Union	142	0.06
Warren	James Mac	Socialist Workers	113	0.05
		Write-In	1,134	0.47
		Total Votes:	<u>243,328</u>	

VIRGINIA

Bush	George	Republican	1,309,162	59.74
Dukakis	Michael S.	Democratic	859,799	39.23
Fulani	Lenora B.	Independent	14,312	0.65
Paul	Ronald E.	Libertarian	8,336	0.38
		Total Votes:	<u>2,191,609</u>	

WASHINGTON

Dukakis	Michael S.	Democratic	933,516	50.05
Bush	George	Republican	903,835	48.46
Paul	Ronald E.	Libertarian	17,240	0.92
LaRouche	Lyndon H.	Independent	4,412	0.24
Fulani	Lenora B.	New Alliance	3,520	0.19
Holmes	Larry	Workers World	1,440	0.08
Warren	James Mac	Socialist Workers	1,290	0.07
		Total Votes:	<u>1,865,253</u>	

WEST VIRGINIA

Dukakis	Michael S.	Democratic	341,016	52.20
Bush	George	Republican	310,065	47.46
Fulani	Lenora B.	New Alliance	2,230	0.34
		Total Votes:	<u>653,311</u>	

<u>LAST NAME</u>	<u>FIRST & MI</u>	<u>PARTY</u>	<u># OF VOTES</u>	<u>PERCENT</u>
------------------	-----------------------	--------------	-------------------	----------------

WISCONSIN

Dukakis	Michael S.	Democratic	1,126,794	51.41
Bush	George	Republican	1,047,499	47.80
Paul	Ronald E.	Libertarian	5,157	0.24
Duke	David E.	Populist	3,056	0.14
Warren	James Mac	Socialist Workers	2,574	0.12
LaRouche	Lyndon H.	National Economic Recovery	2,302	0.11
Fulani	Lenora B.	New Alliance	1,953	0.09
		Write-In	2,273	0.10
		Total Votes:	2,191,608	

WYOMING

Bush	George	Republican	106,867	60.53
Dukakis	Michael S.	Democratic	67,113	38.01
Paul	Ronald E.	Libertarian	2,026	1.15
Fulani	Lenora B.	New Alliance	545	0.31
		Total Votes:	176,551	

CANDIDATE	PARTY*	OFFICIAL POPULAR VOTE TOTAL	PERCENT OF TOTAL VOTE
George Bush	Republican	48,886,097	53.37
Michael S. Dukakis	Democratic	41,809,074	45.65
Delmar Dennis	American	3,475	0.00
Earl Dodge	Prohibition	8,002	0.01
David Duke	Populist	47,047	0.05
Lenora B. Fulani	New Alliance	217,219	0.24
James C. Griffin	American Independent	27,818	0.03
Jack Herer	GrassRoots	1,949	0.00
Larry Holmes	Workers World	7,846	0.01
Willa Kenoyer	Socialist	3,882	0.00
Lyndon H. LaRouche	National Economic	25,562	0.03
Herbert Lewin	Peace & Freedom	10,370	0.01
William A. Marra	Right to Life	20,504	0.02
John G. Martin	Third World Assembly	236	0.00
Eugene J. McCarthy	Consumer	30,905	0.03
Ronald E. Paul	Libertarian	432,179	0.47
James Mac Warren	Socialist Workers	15,604	0.02
Edward Winn	Workers League	18,693	0.02
Louie G. Youngkeit	Independent	372	0.00
Write-In		21,041	0.02
None of Above	(Nevada Option)	6,934	0.01
TOTAL VOTES		91,594,809	

VOTING AGE POPULATION: 182,628,000
(Census Bureau Estimate)

VOTER TURNOUT** : 50.15%

ELECTORAL VOTE : Bush - 426 Dukakis - 111 Bentsen - 1

* Party designations may vary from one state to another.

** Percent of voting age population casting a vote.



OFFICIAL GENERAL ELECTION RESULTS
FOR
UNITED STATES SENATE

NOVEMBER 8, 1988

LAST NAME	FIRST & MI	PARTY	# OF VOTES	PERCENT
ARIZONA				
DeConcini	Dennis	Democratic	660,403	56.71
DeGreen	Keith	Republican	478,060	41.05
Tompkins	Rick	Libertarian	20,849	1.79
Finkelstein	Ed	Independent	5,195	0.45
Nebbia	Ruth	Write-In	32	0.00
Total Votes:			1,164,539	
CALIFORNIA				
Wilson	Pete	Republican	5,143,409	52.79
McCarthy	Leo	Democratic	4,287,253	44.00
Munoz	M. Elizabeth	Peace & Freedom	166,600	1.71
Dean	Jack	Libertarian	79,997	0.82
Short	Merton D.	American		
		Independent	66,288	0.68
		Write-In	51	0.00
Total Votes:			9,743,598	
CONNECTICUT				
Lieberman	Joe	Democratic	688,499	49.76
Weicker	Lowell P., Jr.	Republican	678,454	49.04
Grayson	Howard A., Jr.	Libertarian	12,409	0.90
Fisher	Melissa M.	New Alliance	4,154	0.30
Longo	Frank	Write-In	10	0.00
Total Votes:			1,383,526	
DELAWARE				
Roth	William V., Jr.	Republican	151,115	62.06
Woo	S.B.	Democratic	92,378	37.94
Total Votes:			243,493	
FLORIDA				
Mack	Connie	Republican	2,051,071	50.42
Mackay	Buddy	Democratic	2,016,553	49.57
Straus	Adam	Write-In	585	0.01
Total Votes:			4,068,209	

LAST NAME	FIRST & MI	PARTY	# OF VOTES	PERCENT
HAWAII				
Matsunaga	Spark	Democratic	247,941	76.55
Hustace	Maria M.	Republican	66,987	20.68
Schoolland	Ken	Libertarian	8,948	2.76
		Total Votes:	<u>323,876</u>	
INDIANA				
Lugar	Richard G.	Republican	1,430,525	68.14
Wickes	Jack	Democratic	668,778	31.86
		Total Votes:	<u>2,099,303</u>	
MAINE				
Mitchell	George J.	Democratic	452,590	81.20
Wyman	Jasper S.	Republican	104,758	18.79
		Write-In	27	0.00
		Total Votes:	<u>557,375</u>	
MARYLAND				
Sarbanes	Paul S.	Democratic	999,166	61.79
Keyes	Alan L.	Republican	617,537	38.19
Ahmad	Imad A.	Write-In	349	0.02
Ali	Rashaad	Write-In	13	
		Total Votes:	<u>1,617,065</u>	
MASSACHUSETTS				
Kennedy	Edward M.	Democratic	1,693,344	64.97
Malone	Joseph D.	Republican	884,267	33.93
Fridley	Mary	New Alliance	15,208	0.58
Nason	Freda Lee	Libertarian	13,199	0.51
		Write-In	207	0.01
		Total Votes:	<u>2,606,225</u>	
MICHIGAN				
Riegle	Donald W., Jr.	Democratic	2,116,865	60.38
Dunn	Jim	Republican	1,348,219	38.45
Jacobs	Dick	Libertarian	27,116	0.77
Bier	Sally	Workers Against Concessions	8,908	0.25
Friedman	Mark	Independent	4,821	0.14
		Write-In	56	0.00
		Total Votes:	<u>3,505,985</u>	

LAST NAME	FIRST & MI	PARTY	# OF VOTES	PERCENT
MINNESOTA				
Durenberger	Dave	Ind. Republican	1,176,210	56.17
Humphrey	Hubert H., III	Dem. Farmer Labor	856,694	40.91
Mann	Polly	Progressive Issues	44,474	2.12
Grimmer	Derrick P.	Grassroots	9,016	0.43
Overvig	Arlen	Libertarian	4,039	0.19
Lyons	Wendy	Socialist Workers	3,105	0.15
		Write-In	415	0.02
		Total Votes:	<u>2,093,953</u>	
MISSISSIPPI				
Lott	Trent	Republican	510,380	53.91
Dowdy	Wayne	Democratic	436,339	46.09
		Total Votes:	<u>946,719</u>	
MISSOURI				
Danforth	John C.	Republican	1,407,416	67.70
Nixon	Jeremiah W. (Jay)	Democratic	660,045	31.75
Guze	John	Libertarian	11,410	0.55
		Write-In	4	0.00
		Total Votes:	<u>2,078,875</u>	
MONTANA				
Burns	Conrad	Republican	189,445	51.87
Melcher	John	Democratic	175,809	48.13
		Total Votes:	<u>365,254</u>	
NEBRASKA				
Kerrey	Bob	Democratic	378,717	56.71
Karnes	Dave	Republican	278,250	41.66
Chambers	Ernie	New Alliance	10,372	1.55
		Write-In	521	0.08
		Total Votes:	<u>667,860</u>	
NEVADA				
Bryan	Richard	Democratic	175,548	50.21
Hecht	Chic	Republican	161,336	46.14
Frye	James	Libertarian	5,523	1.58
None of Above			7,242	2.07
		Total Votes:	<u>349,649</u>	

LAST NAME	FIRST & MI	PARTY	# OF VOTES	PERCENT
-----------	------------	-------	------------	---------

NEW JERSEY

Lautenberg	Frank R.	Democratic	1,599,905	53.55
Dawkins	Peter M.	Republican	1,349,937	45.18
Job	Joseph F.	Independent	20,091	0.67
Zeldin	Jerry	Libertarian	12,354	0.41
Fiske	Thomas A.	Socialist Workers	5,347	0.18
Total Votes:			2,987,634	

NEW MEXICO

Bingaman	Jeff	Democratic	321,983	63.31
Valentine	Bill	Republican	186,579	36.68
Cole	Orlin G.	Write-In	36	0.00
Total Votes:			508,598	

NEW YORK

Moynihan	Daniel P.	Democratic	3,907,178	64.68
		Liberal	141,471	2.34
		<u>Combined Parties</u>	<u>4,048,649</u>	<u>67.02</u>
McMillan	Robert R.	Republican	1,686,558	27.92
		Conservative	189,226	3.13
		<u>Combined Parties</u>	<u>1,875,784</u>	<u>31.05</u>
Nathanson	Adelle R.	Right to Life	64,845	1.07
Mitchell	Charlene	Independent		
		Progressive	14,770	0.24
Bayoneta	Lydia	Workers World	13,573	0.22
MacMillen	William P.	Libertarian	12,064	0.20
Harris	James E., Jr.	Socialist Workers	11,239	0.19
		Write-In	56	0.00
Total Votes:			6,040,980	

NORTH DAKOTA

Burdick	Quentin N.	Democratic	171,899	59.45
Strinden	Earl	Republican	112,937	39.06
Gardner	Kenneth C.	Libertarian	4,334	1.50
Total Votes:			289,170	

OHIO

Metzenbaum	Howard M.	Democratic	2,480,038	56.97
Voinovich	George V.	Republican	1,872,716	43.02
Marshall	David	Write-In	151	0.00
Total Votes:			4,352,905	

LAST NAME	FIRST & MI	PARTY	# OF VOTES	PERCENT
-----------	------------	-------	------------	---------

PENNSYLVANIA

Heinz	John	Republican	2,901,715	66.45
Vignola	Joe	Democratic	1,416,764	32.45
Richardson	Darcy	Consumer	25,273	0.58
Haller	Henry, III	Libertarian	11,822	0.27
Cross	Samuel, Jr.	Populist	6,455	0.15
Blancato	Sam	New Alliance	4,569	0.10
Total Votes:			4,366,598	

RHODE ISLAND

Chafee	John H.	Republican	217,273	54.59
Licht	Richard A.	Democratic	180,717	45.41
Total Votes:			397,990	

TENNESSEE

Sasser	Jim	Democratic	1,020,061	65.09
Andersen	Bill	Republican	541,033	34.52
Al Muhaymin	Khalil Ullah	Independent	6,042	0.39
Write-In			45	0.00
Total Votes:			1,567,181	

TEXAS

Bentsen	Lloyd	Democratic	3,149,806	59.17
Boulter	Beau	Republican	2,129,228	40.00
Daiell	Jeff	Libertarian	43,989	0.82
Wright	James W.	Write-In	344	0.01
Divoky	Earl	Write-In	88	0.00
Sims	L.A.	Write-In	77	0.00
Budka	Al	Write-In	74	0.00
Total Votes:			5,323,606	

UTAH

Hatch	Orrin G.	Republican	430,089	67.13
Moss	Brian H.	Democratic	203,364	31.74
Smith	Robert J.	American	6,016	0.94
Arth	William M.	Socialist Workers	1,233	0.19
Total Votes:			640,702	

LAST NAME	FIRST & MI	PARTY	# OF VOTES	PERCENT
VERMONT				
Jeffords	James M.	Republican	163,183	67.96
Gray	Bill	Democratic	71,460	29.76
Levy	Jerry	Liberty Union	2,533	1.05
Milne	King	Independent	2,424	1.01
		Write-In	508	0.21
		Total Votes:	<u>240,108</u>	
VIRGINIA				
Robb	Charles S.	Democratic	1,474,086	71.25
Dawkins	Maurice A.	Republican	593,652	28.69
		Write-In	1,159	0.06
		Total Votes:	<u>2,068,897</u>	
WASHINGTON				
Gorton	Slade	Republican	944,359	51.09
Lowry	Michael E.	Democratic	904,183	48.91
		Total Votes:	<u>1,848,542</u>	
WEST VIRGINIA				
Byrd	Robert C.	Democratic	410,983	64.77
Wolfe	M. Jay	Republican	223,564	35.23
		Total Votes:	<u>634,547</u>	
WISCONSIN				
Kohl	Herbert H.	Democratic	1,128,625	52.05
Engeleiter	Susan	Republican	1,030,440	47.53
Zaehringer	George W.	Independent	3,965	0.18
Grogan	Patricia	Independent	3,029	0.14
Wollenburg	Arlyn F.	Independent	1,198	0.06
		Write-In	933	0.04
		Total Votes:	<u>2,168,190</u>	
WYOMING				
Wallop	Malcolm	Republican	91,143	50.37
Vinich	John P.	Democratic	89,821	49.63
		Total Votes:	<u>180,964</u>	

SENATE RACES: SIX YEAR CYCLE
1988 WINNERS


ARIZONA: Dennis DeConcini (D)
CALIFORNIA: Pete Wilson (R)
CONNECTICUT: Joseph I. Lieberman (D)
DELAWARE: William V. Roth, Jr. (R)
FLORIDA: Connie Mack, III (R)
HAWAII: Spark Matsunaga (D)
INDIANA: Richard G. Lugar (R)
MAINE: George J. Mitchell (D)
MARYLAND: Paul S. Sarbanes (D)
MASSACHUSETTS: Edward M. Kennedy (D)
MICHIGAN: Donald W. Riegle, Jr. (D)
MINNESOTA: Dave Durenberger (R)
MISSISSIPPI: Trent Lott (R)
MISSOURI: John C. Danforth (R)
MONTANA: Conrad Burns (R)
NEBRASKA: Bob Kerrey (D)
NEVADA: Richard Bryan (D)
NEW JERSEY: Frank R. Lautenberg (D)
NEW MEXICO: Jeff Bingaman (D)
NEW YORK: Daniel P. Moynihan (D)
NORTH DAKOTA: Quentin N. Burdick (D)
OHIO: Howard M. Metzenbaum (D)
PENNSYLVANIA: John Heinz (R)
RHODE ISLAND: John H. Chafee (R)
TENNESSEE: Jim Sasser (D)
TEXAS: Lloyd Bentsen (D)
UTAH: Orrin G. Hatch (R)
VERMONT: James M. Jeffords (R)
VIRGINIA: Charles S. Robb (D)
WASHINGTON: Slade Gorton (R)
WEST VIRGINIA: Robert C. Byrd (D)
WISCONSIN: Herbert H. Kohl (D)
WYOMING: Malcolm Wallop (R)

SEATS UP IN 1990 WITH CURRENT INCUMBENTS

ALABAMA: Howell Heflin (D)
ALASKA: Ted Stevens (R)
ARKANSAS: David Pryor (D)
COLORADO: William L. Armstrong (R)
DELAWARE: Joseph R. Biden, Jr. (D)
GEORGIA: Sam Nunn (D)
IDAHO: James A. McClure (R)
ILLINOIS: Paul Simon (D)
IOWA: Tom Harkin (D)
KANSAS: Nancy L. Kassebaum (R)
KENTUCKY: Mitch McConnell (R)
LOUISIANA: J. Bennett Johnston, Jr. (D)
MAINE: William S. Cohen (R)
MASSACHUSETTS: John F. Kerry (D)
MICHIGAN: Carl Levin (D)
MINNESOTA: Rudy Boschwitz (R)
MISSISSIPPI: Thad Cochran (R)
MONTANA: Max Baucus (D)
NEBRASKA: J.J. Exon (D)
NEW HAMPSHIRE: Gordon J. Humphrey (R)
NEW JERSEY: Bill Bradley (D)
NEW MEXICO: Pete V. Domenici (R)
NORTH CAROLINA: Jesse Helms (R)
OKLAHOMA: David L. Boren (D)
OREGON: Mark O. Hatfield (R)
RHODE ISLAND: Claiborne Pell (D)
SOUTH CAROLINA: Strom Thurmond (R)
SOUTH DAKOTA: Larry Pressler (R)
TENNESSEE: Albert Gore, Jr. (D)
TEXAS: Phil Gramm (R)
VIRGINIA: John W. Warner (R)
WEST VIRGINIA: Jay Rockefeller (D)
WYOMING: Alan K. Simpson (R)
SPECIAL - 2 year--INDIANA: Dan Coats (R)

SEATS UP IN 1992 WITH CURRENT INCUMBENTS

ALABAMA: Richard C. Shelby (D)
ALASKA: Frank H. Murkowski (R)
ARIZONA: John McCain (R)
ARKANSAS: Dale Bumpers (D)
CALIFORNIA: Alan Cranston (D)
COLORADO: Timothy E. Wirth (D)
CONNECTICUT: Christopher J. Dodd (D)
FLORIDA: Bob Graham (D)
GEORGIA: Wyche Fowler, Jr. (D)
HAWAII: Daniel K. Inouye (D)
IDAHO: Steven D. Symms (R)
ILLINOIS: Alan J. Dixon (D)
INDIANA: Dan Coats (R)
IOWA: Charles E. Grassley (R)
KANSAS: Robert Dole (R)
KENTUCKY: Wendell H. Ford (D)
LOUISIANA: John B. Breaux (D)
MARYLAND: Barbara A. Mikulski (D)
MISSOURI: Christopher S. (Kit) Bond (R)
NEVADA: Harry Reid (D)
NEW HAMPSHIRE: Warren B. Rudman (R)
NEW YORK: Alphonse M. D'Amato (R)
NORTH CAROLINA: Terry Sanford (D)
NORTH DAKOTA: Kent Conrad (D)
OHIO: John Glenn (D)
OKLAHOMA: Don Nickles (R)
OREGON: Bob Packwood (R)
PENNSYLVANIA: Arlen Specter (R)
SOUTH CAROLINA: Ernest F. Hollings (D)
SOUTH DAKOTA: Thomas A. Daschle (D)
UTAH: Jake Garn (R)
VERMONT: Patrick Leahy (D)
WASHINGTON: Brock Adams (D)
WISCONSIN: Bobasten (R)



OFFICIAL GENERAL ELECTION RESULTS
FOR
UNITED STATES CONGRESS

NOVEMBER 8, 1988

LAST NAME	FIRST & MI	PARTY	# of Votes	Percent
ALABAMA				
1 - Callahan Tyson Amant	H.L. "Sonny"	Republican	115,173	59.26
	John M., Jr.	Democratic	77,670	39.96
	Ken	Libertarian	1,483	0.76
		Write-In	37	0.02
		Total Votes:	194,363	
2 - Dickinson King	Bill	Republican	120,408	94.17
	Joel Brooke	Libertarian	7,352	5.75
		Write-In	101	0.08
		Total Votes:	127,861	
3 - Nichols Shockley	Bill	Democratic	117,514	96.08
	Jerome	Libertarian	4,793	3.92
		Write-In	3	0.00
		Total Votes:	122,310	
4 - Bevill Sebastian	Tom	Democratic	131,880	96.16
	John	Libertarian	5,264	3.84
		Write-In	5	0.00
		Total Votes:	137,149	
5 - Flippo McDonald Palmer	Ronnie G.	Democratic	120,142	64.38
	Stan	Republican	64,491	34.56
	John	Libertarian	1,989	1.07
		Write-In	1	0.00
		Total Votes:	186,623	
6 - Erdreich Caddis Wingo	Ben	Democratic	138,920	66.46
	Charles	Republican	68,788	32.91
	William	Libertarian	1,092	0.52
		Write-In	226	0.11
		Total Votes:	209,026	
7 - Harris Bacon Barksdale	Claude	Democratic	136,074	67.71
	James E.	Republican	63,372	31.53
	Alan	Libertarian	1,421	0.71
		Write-In	99	0.05
		Total Votes:	200,966	
ALASKA				
1 - Young Gruenstein	Donald E.	Republican	120,595	62.50
	Peter	Democratic	71,881	37.25
		Write-In	479	0.25
		Total Votes:	192,955	

LAST NAME	FIRST & MI	PARTY	# of Votes	Percent
AMERICAN SAMOA				
1 - Hunkin Lia	F. Eni Tufele	Democratic	4,610	51.01
		Independent	4,427	48.99
		Total Votes:	<u>9,037</u>	
ARIZONA				
1 - Rhodes Fillmore	John J., III John M.	Republican	184,639	72.12
		Democratic	71,388	27.88
		Total Votes:	<u>256,027</u>	
2 - Udall Sweeney	Morris K. Joseph D.	Democratic	99,895	73.34
		Republican	36,309	26.66
		Total Votes:	<u>136,204</u>	
3 - Stump Moss Parsons	Bob Dave John	Republican	174,453	68.86
		Democratic	72,417	28.59
		Land-Water-Legacy	6,460	2.55
		Total Votes:	<u>253,330</u>	
4 - Kyl Sprunk	Jon Gary	Republican	206,248	87.14
		Libertarian	30,430	12.86
		Total Votes:	<u>236,678</u>	
5 - Kolbe Belcher	Jim Judith E.	Republican	164,462	67.80
		Democratic	78,115	32.20
		Total Votes:	<u>242,577</u>	
ARKANSAS				
1 - Alexander	Bill	Democratic	Unopposed	100.00
2- Robinson Carpenter	Tommy Warren D.	Democratic	168,889	83.46
		Republican	33,475	16.54
		Total Votes:	<u>202,364</u>	
3 - Hammerschmidt Stewart	John Paul David	Republican	161,623	74.69
		Democratic	54,767	25.31
		Total Votes:	<u>216,390</u>	
4 - Anthony Bell	Beryl Roger N.	Democratic	129,508	69.19
		Republican	57,658	30.81
		Total Votes:	<u>187,166</u>	

LAST NAME	FIRST & MI	PARTY	# of Votes	Percent
CALIFORNIA				
1 - Bosco	Douglas H.	Democratic	159,815	62.88
Vanderbilt	Samuel	Republican	72,189	28.40
Fried	Eric	Peace & Freedom	22,150	8.72
		Total Votes:	<u>254,154</u>	
2 - Herger	Wally	Republican	139,010	58.81
Meyer	Wayne	Democratic	91,088	38.54
Pendery	Harry H.	Libertarian	6,253	2.65
		Total Votes:	<u>236,351</u>	
3 - Matsui	Robert T.	Democratic	183,470	71.18
Landowski	Lowell Patrick	Republican	74,296	28.82
		Total Votes:	<u>257,766</u>	
4 - Fazio	Vic	Democratic	181,184	99.29
Smith	Larry T.	Write-In	1,245	0.68
MacKenzie	Raymond	Write-In	61	0.03
		Total Votes:	<u>182,490</u>	
5 - Pelosi	Nancy	Democratic	133,530	76.41
O'Neill	Bruce	Republican	33,692	19.28
Grove	Samuel K.	Libertarian	3,561	2.04
Zuur	Ted	Peace & Freedom	3,975	2.27
		Total Votes:	<u>174,758</u>	
6 - Boxer	Barbara	Democratic	176,645	73.35
Steinmetz	William	Republican	64,174	26.65
		Total Votes:	<u>240,819</u>	
7 - Miller	George	Democratic	170,006	68.42
Last	Jean	Republican	78,478	31.58
		Total Votes:	<u>248,484</u>	
8 - Dellums	Ronald V.	Democratic	163,221	66.57
Cuddihy	John J., Jr.	Republican	76,531	31.21
Condit	Tom	Peace & Freedom	5,444	2.22
		Total Votes:	<u>245,196</u>	
9 - Stark	Fortney Pete	Democratic	152,866	72.96
Hertz	Howard	Republican	56,656	27.04
		Total Votes:	<u>209,522</u>	
10 - Edwards	Don	Democratic	142,500	86.21
Watson	Kennita	Libertarian	22,801	13.79
		Total Votes:	<u>165,301</u>	

LAST NAME	FIRST & MI	PARTY	# of Votes	Percent
CALIFORNIA (continued)				
11 - Lantos	Tom	Democratic	145,484	70.96
Quraishi	G.M. "Bill"	Republican	50,050	24.41
Wade	Bill	Libertarian	4,683	2.28
Martinez	Victor	Peace & Freedom	2,906	1.42
Kudrovzeff	Nicholas W.	American		
		Independent	1,893	0.92
		Total Votes:	<u>205,016</u>	
12 - Campbell	Tom	Republican	136,384	51.67
Eshoo	Anna G.	Democratic	121,523	46.04
Grey	Tom	Libertarian	6,023	2.28
		Total Votes:	<u>263,930</u>	
13 - Mineta	Norman Y.	Democratic	143,980	67.12
Sommer	Luke	Republican	63,959	29.81
Webster	John H.	Libertarian	6,583	3.07
		Total Votes:	<u>214,522</u>	
14 - Shumway	Norman D.	Republican	173,876	62.60
Malberg	Patricia	Democratic	103,899	37.40
		Total Votes:	<u>277,775</u>	
15 - Coelho	Tony	Democratic	118,710	69.75
Harner	Carol	Republican	47,957	28.18
Harris	Richard M.	Libertarian	3,526	2.07
		Total Votes:	<u>170,193</u>	
16 - Panetta	Leon E.	Democratic	177,452	78.58
Monteith	Stanley	Republican	48,375	21.42
		Total Votes:	<u>225,827</u>	
17 - Pashayan	Charles "Chip"	Republican	129,568	71.47
Lavery	Vincent	Democratic	51,730	28.53
		Total Votes:	<u>181,298</u>	
18 - Lehman	Richard H.	Democratic	125,715	69.94
Linn	David A.	Republican	54,034	30.06
		Total Votes:	<u>179,749</u>	
19 - Lagomarsino	Robert J. "Bob"	Republican	116,026	50.24
Hart	Gary K.	Democratic	112,033	48.52
Donaldson	Robert	Libertarian	2,865	1.24
		Total Votes:	<u>230,924</u>	
20 - Thomas	William M.	Republican	162,779	71.08
Reid	Lita	Democratic	62,037	27.09
Bersohn	David	Libertarian	4,190	1.83
		Total Votes:	<u>229,006</u>	

LAST NAME	FIRST & MI	PARTY	# of Votes	Percent
CALIFORNIA (continued)				
21 - Gallegly	Elton	Republican	181,413	69.07
Stevens	Donald E.	Democratic	75,739	28.83
Jay	Robert	Libertarian	5,519	2.10
		Total Votes	<u>262,671</u>	
22 - Moorhead	Carlos J.	Republican	164,699	69.55
Simmons	John G.	Democratic	61,555	25.99
Brown	Ted	Libertarian	4,259	1.80
Issacson	Shirley Rachel	Peace & Freedom	6,298	2.66
		Total Votes:	<u>236,811</u>	
23 - Beilenson	Anthony C.	Democratic	147,858	63.49
Salomon	Jim	Republican	77,184	33.14
Vernon	John	Libertarian	4,503	1.93
Honigsfeld	John	Peace & Freedom	3,316	1.42
Meagher	Nick	Write-In	18	0.01
		Total Votes:	<u>232,879</u>	
24 - Waxman	Henry A.	Democratic	112,038	72.25
Cowles	John N.	Republican	36,835	23.75
Abrahams	George	Libertarian	2,627	1.69
Green	James	Peace & Freedom	3,571	2.30
		Total Votes:	<u>155,071</u>	
25 - Roybal	Edward R.	Democratic	85,378	85.48
Reyes	Paul	Peace & Freedom	8,746	8.76
Thie	John C.	Libertarian	5,752	5.76
		Total Votes:	<u>99,876</u>	
26 - Berman	Howard L.	Democratic	126,930	70.34
Broderson	G.C. "Brodie"	Republican	53,518	29.66
		Total Votes:	<u>180,448</u>	
27 - Levine	Mel	Democratic	148,814	67.54
Galbraith	Dennis	Republican	65,307	29.64
Fulco	William J.	Libertarian	6,214	2.82
		Total Votes:	<u>220,335</u>	
28 - Dixon	Julian C.	Democratic	109,801	76.07
Adams	George	Republican	28,645	19.85
Johnson	Howard	Libertarian	3,080	2.13
Honigsfeld	Salomea	Peace & Freedom	2,811	1.95
		Total Votes:	<u>144,337</u>	
29 - Hawkins	Augustus F.	Democratic	88,169	82.84
Franco	Reuben D.	Republican	14,543	13.66
Gilmore	Gregory P.	Libertarian	3,724	3.50
		Total Votes:	<u>106,436</u>	

LAST NAME	FIRST & MI	PARTY	# of Votes	Percent	
CALIFORNIA (continued)					
30 - Martinez	Matthew G.	Democratic	72,253	59.89	
	Ramirez	Republican	43,833	36.33	
	Myers	American	2,694	2.23	
		Independent			
	Goldsworthy	Kim J.	Libertarian	<u>1,864</u>	1.55
		Total Votes:	120,644		
31 - Dymally	Mervyn M.	Democratic	100,919	71.56	
	May	Republican	36,017	25.54	
	Duren	B. Kwaku	Peace & Freedom	<u>4,091</u>	2.90
			Total Votes:	141,027	
32 - Anderson	Glenn M.	Democratic	114,666	66.92	
	Kahn	Sanford W.	Republican	50,710	29.59
	Denny	Marc F.	Libertarian	1,941	1.13
	Murdock	Vikki	Peace & Freedom	<u>4,032</u>	2.35
			Total Votes:	171,349	
33 - Dreier	David	Republican	151,704	69.15	
	Gentry	Nelson	Democratic	57,586	26.25
	Lightfoot	Gail	Libertarian	6,601	3.01
	Noonan	Mike	Peace & Freedom	<u>3,492</u>	1.59
			Total Votes:	219,383	
34 - Torres	Esteban E.	Democratic	92,087	63.19	
	House	Charles M.	Republican	50,954	34.97
	Swinney	Carl M.	Libertarian	<u>2,686</u>	1.84
			Total Votes:	145,727	
35 - Lewis	Jerry	Republican	181,203	70.43	
	Sweeney	Paul	Democratic	71,186	27.67
	Shuman	Jeff	Libertarian	<u>4,879</u>	1.90
			Total Votes:	257,268	
36 - Brown	George E., Jr.	Democratic	103,493	54.00	
	Stark	John Paul	Republican	81,413	42.48
	Valentine	Kenneth E.	Libertarian	3,382	1.76
	Anderson	Fred L.	American		
			Independent	<u>3,360</u>	1.75
		Total Votes:	191,648		
37 - McCandless	Al	Republican	174,284	64.25	
	Pearson	Johnny	Democratic	89,666	33.06
	Flickinger	Bonnie	Libertarian	7,169	2.64
	Rainsbury	Ron	Write-In	65	0.02
	Smith	William K.	Write-In	<u>58</u>	0.02
			Total Votes:	271,242	

<u>LAST NAME</u>	<u>FIRST & MI</u>	<u>PARTY</u>	<u># of Votes</u>	<u>Percent</u>
CALIFORNIA (continued)				
38 - Dornan	Robert K. "Bob"	Republican	87,690	59.50
Yudelson	Jerry	Democratic	52,399	35.56
McKay	Bruce	Libertarian	3,733	2.53
German	Frank	Peace & Freedom	3,547	2.41
		Total Votes:	<u>147,369</u>	
39 - Dannemeyer	William E. "Bill"	Republican	169,360	73.84
Marquis	Don E.	Democratic	52,162	22.74
Connelly	Lee	Libertarian	7,470	3.26
Foster	Beatrice I.	Write-In	367	0.16
		Total Votes:	<u>229,359</u>	
40 - Cox	Christopher	Republican	181,269	67.04
Lenney	Lida	Democratic	80,782	29.88
Bloxham	Roger	Libertarian	4,539	1.68
Farsai	Gretchen J.	Peace & Freedom	3,699	1.37
Kelly	John Francis	Write-In	87	0.03
		Total Votes:	<u>270,376</u>	
41 - Lowery	Bill	Republican	187,380	65.75
Kripke	Daniel F.	Democratic	88,192	30.86
Rider	Dick	Libertarian	5,336	1.87
Weber	C.T.	Peace & Freedom	4,853	1.70
		Total Votes:	<u>285,761</u>	
42 - Rohrabacher	Dana	Republican	153,280	64.24
Kimbrough	Guy C.	Democratic	78,778	33.01
Rose	Richard D.	Peace & Freedom	6,563	2.75
		Total Votes:	<u>238,621</u>	
43 - Packard	Ron	Republican	202,478	71.67
Greenebaum	Howard	Democratic	72,499	25.66
Muhe	Daniel L.	Libertarian	7,552	2.67
		Total Votes:	<u>282,529</u>	
44 - Bates	Jim	Democratic	90,796	59.70
Butterfield	Rob	Republican	55,511	36.50
Thompson	Dennis	Libertarian	5,782	3.80
		Total Votes:	<u>152,089</u>	
45 - Hunter	Duncan	Republican	166,451	74.01
Lepiscopo	Pete	Democratic	54,012	24.02
Willis	Perry	Libertarian	4,440	1.97
		Total Votes:	<u>224,903</u>	

LAST NAME	FIRST & MI	PARTY	# of Votes	Percent
COLORADO				
1-	Schroeder Wood	Patricia Joy	Democratic Republican Total Votes:	133,922 57,587 <u>191,509</u> 69.93 30.07
2 -	Skaggs Bath	David E. David E.	Democratic Republican Total Votes:	147,437 87,578 <u>235,015</u> 62.74 37.26
3 -	Campbell Zartman	Ben Nighthorse Jim	Democratic Republican Total Votes:	169,284 47,625 <u>216,909</u> 78.04 21.96
4 -	Brown Vigil	Hank Charles S.	Republican Democratic Total Votes:	156,202 57,552 <u>213,754</u> 73.08 26.92
5 -	Hefley Mitchell	Joel M. John Joseph	Republican Democratic Total Votes:	181,612 60,116 <u>241,728</u> 75.13 24.87
6 -	Schaefer Ezzard Heckman	Dan Martha M. John	Republican Democratic Concerns for People Total Votes	136,487 77,158 2,911 <u>216,556</u> 63.03 35.63 1.34
CONNECTICUT				
1 -	Kennelly Robles	Barbara Bailey Mario, Jr.	Democratic Republican Total Votes:	176,463 51,985 <u>228,448</u> 77.24 22.76
2 -	Gejdenson Carberry	Samuel Glenn	Democratic Republican Total Votes:	143,326 81,965 <u>225,291</u> 63.62 36.38
3 -	Morrison Patton	Bruce A. Gerard B.	Democratic Republican Total Votes:	147,394 74,275 <u>221,669</u> 66.49 33.51
4 -	Shays Pearson Tarzia	Christopher Roger Nicholas J.	Republican Democratic Independent Total Votes:	147,843 55,751 2,379 <u>205,973</u> 71.78 27.07 1.15
5 -	Rowland Marinan	John G. Joseph, Jr.	Republican Democratic Total Votes:	163,729 58,612 <u>222,341</u> 73.64 26.36

LAST NAME	FIRST & MI	PARTY	# of Votes	Percent
CONNECTICUT (continued)				
6 - Johnson	Nancy L.	Republican	157,020	66.28
Griffin	James L.	Democratic	78,814	33.27
Marietta	Louis J.	Independent	1,054	0.44
		Total Votes:	<u>236,888</u>	
DELAWARE				
1 - Carper	Thomas	Democratic	158,338	67.52
Krapf	James P.	Republican	76,179	32.48
		Total Votes:	<u>234,517</u>	
DISTRICT OF COLUMBIA				
1 - Fauntroy	Walter E.	Democratic	121,817	71.27
Evans	W. Ron	Republican	22,936	13.42
Frost	Alvin	Independent	13,802	8.07
Dabney	David	Independent	10,449	6.11
		Write-In	1,929	1.13
		Total Votes:	<u>170,933</u>	
FLORIDA				
1 - Hutto	Earl	Democratic	142,449	66.88
Armbruster	Edward Donald	Republican	70,534	33.12
		Total Votes:	<u>212,983</u>	
2 - Grant	Bill	Democratic	134,269	99.74
Prescott	Dennis M.	Write-In	352	0.26
		Total Votes:	<u>134,621</u>	
3 - Bennett	Charles E.	Democratic	<u>Unopposed</u>	100.00
4 - James	Craig T.	Republican	125,608	50.16
Chappell	Bill	Democratic	124,817	49.84
		Total Votes:	<u>250,425</u>	
5 - McCollum	Bill	Republican	<u>Unopposed</u>	100.00
6 - Stearns	Clifford B.	Republican	136,415	53.46
Mills	Jon	Democratic	118,756	46.54
		Total Votes:	<u>255,171</u>	
7 - Gibbons	Sam M.	Democratic	<u>Unopposed</u>	100.00
8 - Young	C.W. (Bill)	Republican	169,165	73.01
Wimbish	C. Bette	Democratic	62,539	26.99
		Total Votes:	<u>231,704</u>	

LAST NAME	FIRST & MI	PARTY	# of Votes	Percent
FLORIDA (continued)				
9 - Bilirakis Bigenho	Michael M.P.	Republican	223,925	99.89
		Write-In	242	0.11
		Total Votes:	<u>224,167</u>	
10 - Ireland Higginbottom	Andy David B.	Republican	156,563	73.47
		Democratic	56,536	26.53
		Total Votes:	<u>213,099</u>	
11 - Nelson Tolley	Bill Bill	Democratic	168,390	60.84
		Republican	108,373	39.16
		Total Votes:	<u>276,763</u>	
12 - Lewis	Tom	Republican	<u>Unopposed</u>	100.00
13 - Goss Conway	Porter J. Jack	Republican	231,170	71.16
		Democratic	93,700	28.84
		Total Votes:	<u>324,870</u>	
14 - Johnston Adams	Harry A. Ken	Democratic	173,292	54.85
		Republican	142,635	45.15
		Total Votes:	<u>315,927</u>	
15 - Shaw Kuhle	E. Clay, Jr. Michael A.	Republican	132,090	66.10
		Democratic	67,746	33.90
		Total Votes:	<u>199,836</u>	
16 - Smith Smith	Larry Joseph	Democratic	153,032	69.40
		Republican	67,461	30.60
		Total Votes:	<u>220,493</u>	
17 - Lehman	William	Democratic	<u>Unopposed</u>	100.00
18 - Pepper	Claude	Democratic	<u>Unopposed</u>	100.00
19 - Fascell Rocheteau	Dante B. Ralph Carlos	Democratic	135,355	72.39
		Republican	51,628	27.61
		Total Votes:	<u>186,983</u>	
GEORGIA				
1 - Thomas Meredith	Lindsay John Christian	Democratic	94,531	67.00
		Republican	46,552	33.00
		Total Votes:	<u>141,083</u>	
2 - Hatcher Hudgens	Charles Ralph Terry	Democratic	85,029	61.69
		Republican	52,807	38.31
		Total Votes:	<u>137,836</u>	

LAST NAME	FIRST & MI	PARTY	# of Votes	Percent
FLORIDA (continued)				
9 - Bilirakis Bigenho	Michael M.P.	Republican	223,925	99.89
		Write-In	242	0.11
			Total Votes:	224,167
10 - Ireland Higginbottom	Andy David B.	Republican	156,563	73.47
		Democratic	56,536	26.53
			Total Votes:	213,099
11 - Nelson Tolley	Bill Bill	Democratic	168,390	60.84
		Republican	108,373	39.16
			Total Votes:	276,763
12 - Lewis	Tom	Republican	<u>Unopposed</u>	100.00
13 - Goss Conway	Porter J. Jack	Republican	231,170	71.16
		Democratic	93,700	28.84
			Total Votes:	324,870
14 - Johnston Adams	Harry A. Ken	Democratic	173,292	54.85
		Republican	142,635	45.15
			Total Votes:	315,927
15 - Shaw Kuhle	E. Clay, Jr. Michael A.	Republican	132,090	66.10
		Democratic	67,746	33.90
			Total Votes:	199,836
16 - Smith Smith	Larry Joseph	Democratic	153,032	69.40
		Republican	67,461	30.60
			Total Votes:	220,493
17 - Lehman	William	Democratic	<u>Unopposed</u>	100.00
18 - Pepper	Claude	Democratic	<u>Unopposed</u>	100.00
19 - Fascell Rocheteau	Dante B. Ralph Carlos	Democratic	135,355	72.39
		Republican	51,628	27.61
			Total Votes:	186,983
GEORGIA				
1 - Thomas Meredith	Lindsay John Christian	Democratic	94,531	67.00
		Republican	46,552	33.00
			Total Votes:	141,083
2 - Hatcher Hudgens	Charles Ralph Terry	Democratic	85,029	61.69
		Republican	52,807	38.31
			Total Votes:	137,836

LAST NAME	FIRST & MI	PARTY	# of Votes	Percent
GEORGIA (continued)				
3 - Ray	Richard B.	Democratic	97,663	100.00
4 - Jones	Ben Lewis	Democratic	148,394	60.29
Swindall	Pat	Republican	97,745	39.71
		Total Votes:	246,139	
5 - Lewis	John	Democratic	135,194	78.20
Tibbs	James W.	Republican	37,693	21.80
		Total Votes:	172,887	
6 - Gingrich	Newt	Republican	110,169	58.91
Worley	David James	Democratic	76,824	41.08
Cheney	Philip	Write-In	11	0.01
Pearson	Gladys	Write-In	7	0.00
		Total Votes:	187,011	
7 - Darden	George (Buddy)	Democratic	135,056	64.78
Lamutt	Robert Bruce	Republican	73,425	35.22
		Total Votes:	208,481	
8 - Rowland	J. Roy	Democratic	102,696	100.00
9 - Jenkins	Ed	Democratic	121,800	62.88
Hoffman	Charles Joseph	Republican	71,905	37.12
		Total Votes:	193,705	
10 - Barnard	Doug, Jr.	Democratic	118,156	63.98
Myers	Mark	Republican	66,521	36.02
		Total Votes:	184,677	
GUAM				
1 - Blaz	Ben	Republican	16,185	54.66
Pangelinan	Vincente C.	Democratic	13,426	45.34
		Total Votes:	29,611	
HAWAII				
1 - Saiki	Patricia	Republican	96,848	54.71
Bitterman	Mary	Democratic	76,394	43.16
Harris	Blase	Libertarian	3,778	2.13
		Total Votes:	177,020	
2 - Akaka	Daniel K.	Democratic	144,802	88.94
Mallan	Lloyd J.	Libertarian	18,006	11.06
		Total Votes:	162,808	

LAST NAME	FIRST & MI	PARTY	# of Votes	Percent
IDAHO				
1 - Craig Givens	Larry E. Jeanne	Republican	135,221	65.79
		Democratic	70,328	34.21
		Total Votes:	205,549	
2 - Stallings Watkins Bramwell	Richard H. Dane Donovan	Democratic	127,956	63.38
		Republican	68,226	33.79
		Libertarian	5,703	2.82
		Total Votes:	201,885	
ILLINOIS				
1 - Hayes Evans	Charles A. Stephen J.	Democratic	164,125	96.05
		Republican	6,753	3.95
		Total Votes:	170,878	
2 - Savage Hespe	Gus William T.	Democratic	138,256	82.74
		Republican	28,831	17.26
		Total Votes:	167,087	
3 - Russo McCarthy	Martin A. Joseph J.	Democratic	132,111	62.23
		Republican	80,181	37.77
		Total Votes:	212,292	
4 - Sangmeister Davis	George E. Jack	Democratic	91,282	50.29
		Republican	90,243	49.71
		Total Votes:	181,525	
5 - Lipinski Holowinski	William O. John J.	Democratic	93,567	61.28
		Republican	59,128	38.72
		Total Votes:	152,695	
6 - Hyde Andrle	Henry J. William J.	Republican	153,425	73.68
		Democratic	54,804	26.32
		Total Votes:	208,229	
7 - Collins	Cardiss	Democratic	135,331	100.00
8 - Rostenkowski Vetter Almberg	Dan V. Stephen Mark J.	Democratic	107,728	74.64
		Republican	34,659	24.01
		Communist	1,937	1.34
		Total Votes:	144,324	
9 - Yates Sohn Fields	Sidney R. Herbert Jessie	Democratic	135,583	66.08
		Republican	67,604	32.95
		Solidarity	2,000	0.97
		Total Votes:	205,187	

LAST NAME	FIRST & MI	PARTY	# of Votes	Percent
ILLINOIS (continued)				
10 - Porter Friedman	John E. Eugene F.	Republican	158,519	72.48
		Democratic	60,187	27.52
		Total Votes:	218,706	
11 - Annunzio Gottlieb	Frank George S.	Democratic	131,753	64.51
		Republican	72,489	35.49
		Total Votes:	204,242	
12 - Crane Leonardi	Philip M. John A.	Republican	165,913	75.18
		Democratic	54,769	24.82
		Total Votes:	220,682	
13 - Fawell Craig	Harris W. Evelyn E.	Republican	174,992	70.16
		Democratic	74,424	29.84
		Total Votes:	249,416	
14 - Hastert Youhanaie	J. Dennis Stephen	Republican	161,146	73.71
		Democratic	57,482	26.29
		Total Votes:	218,628	
15 - Madigan Curl	Edward R. Thomas J.	Republican	140,171	71.72
		Democratic	55,260	28.28
		Total Votes:	195,431	
16 - Martin Mahan	Lynn Steven E.	Republican	128,365	63.93
		Democratic	72,431	36.07
		Total Votes:	200,796	
17 - Evans Stewart	Lane William E.	Democratic	132,130	64.87
		Republican	71,560	35.13
		Total Votes:	203,690	
18 - Michel Stephens	Robert H. G. Douglas	Republican	114,458	54.71
		Democratic	94,763	45.29
		Total Votes:	209,221	
19 - Bruce Kerans	Terry L. Robert F.	Democratic	132,889	64.24
		Republican	73,981	35.76
		Total Votes:	206,870	
20 - Durbin Jurgens	Richard J. Paul E.	Democratic	153,341	68.87
		Republican	69,303	31.13
		Total Votes:	222,644	
21 - Costello Gaffner	Jerry F. Robert H. (Bob)	Democratic	105,836	52.60
		Republican	95,385	47.40
		Total Votes:	201,221	

LAST NAME	FIRST & MI	PARTY	# of Votes	Percent
ILLINOIS (continued)				
22 - Poshard Kelley	Glenn Patrick J.	Democratic	139,392	64.88
		Republican	75,462	35.12
		Total Votes:	<u>214,854</u>	
INDIANA				
1- Visclosky Crumpacker	Peter J. Owen W.	Democratic	138,251	77.09
		Republican	41,076	22.91
		Total Votes:	<u>179,327</u>	
2 - Sharp Pence	Philip R. Mike	Democratic	116,915	53.20
		Republican	102,846	46.80
		Total Votes:	<u>219,761</u>	
3 - Hiler Ward	John Thomas W.	Republican	116,309	54.29
		Democratic	97,934	45.71
		Total Votes:	<u>214,243</u>	
4 - Coats Long	Daniel R. Jill	Republican	132,843	62.15
		Democratic	80,915	37.85
		Total Votes:	<u>213,758</u>	
5 - Jontz Williams	Jim Patricia L.	Democratic	116,240	56.32
		Republican	90,163	43.68
		Total Votes:	<u>206,403</u>	
6 - Burton Holland	Dan George T.	Republican	192,064	72.89
		Democratic	71,447	27.11
		Total Votes:	<u>263,511</u>	
7 - Myers Waterfill	John T. Mark R.	Republican	130,578	61.79
		Democratic	80,738	38.21
		Total Votes:	<u>211,316</u>	
8 - McCloskey Myers	Frank John L.	Democratic	141,355	61.81
		Republican	87,321	38.19
		Total Votes:	<u>228,676</u>	
9 - Hamilton Coates	Lee H. Floyd E.	Democratic	147,193	70.72
		Republican	60,946	29.28
		Total Votes:	<u>208,139</u>	
10 - Jacobs Cummings	Andrew, Jr. James C.	Democratic	105,846	60.54
		Republican	68,978	39.46
		Total Votes:	<u>174,824</u>	

LAST NAME	FIRST & MI	PARTY	# of Votes	Percent
IOWA				
1 - Leach Gluba Stav-River	Jim Bill Judy	Republican	112,746	60.71
		Democratic	71,280	38.38
		Independent	1,670	0.90
		Write-In	20	0.01
		Total Votes:	185,716	
2 - Tauke Tabor	Tom Eric	Republican	113,543	56.76
		Democratic	86,438	43.21
		Write-In	60	0.03
		Total Votes:	200,041	
3 - Nagle Redfern	David R. Donald B.	Democratic	129,204	63.36
		Republican	74,682	36.62
		Write-In	46	0.02
		Total Votes:	203,932	
4 - Smith Lunde	Neal Paul	Democratic	157,065	71.65
		Republican	62,056	28.31
		Write-In	102	0.05
		Total Votes:	219,223	
5 - Lightfoot Freund	Jim Ross Gene	Republican	117,761	63.87
		Democratic	66,599	36.12
		Write-In	8	0.00
		Total Votes:	184,368	
6 - Grandy O'Brien	Fred Dave	Republican	125,859	64.39
		Democratic	69,614	35.61
		Write-In	5	0.00
		Total Votes:	195,478	
KANSAS				
1 - Roberts	Pat	Republican	168,700	99.97
		Write-In	54	0.03
		Total Votes:	168,754	
2 - Slattery Meinhardt	Jim Phil	Democratic	135,694	73.23
		Republican	49,498	26.71
		Write-In	104	0.06
		Total Votes:	185,296	
3 - Meyers Kunst	Jan Lionel	Republican	150,223	73.57
		Democratic	53,959	26.42
		Write-In	39	0.02
		Total Votes:	204,221	
4 - Glickman Thompson	Dan Lee	Democratic	122,777	63.96
		Republican	69,165	36.03
		Write-In	15	0.01
		Total Votes:	191,957	

LAST NAME	FIRST & MI	PARTY	# of Votes	Percent
-----------	------------	-------	------------	---------

KANSAS (Continued)

5 -	Whittaker Barnes	Bob	Republican	127,722	70.15
		John A.	Democratic	54,327	29.84
			Write-In	30	0.02
			Total Votes:	182,079	

KENTUCKY

1 -	Hubbard Hatchett	Carroll R., Jr.	Democratic	117,288	95.04
		Charles K.	Independent	6,106	4.95
			Write-In	16	0.01
			Total Votes:	123,410	

2 -	Natcher Tori	William H.	Democratic	92,184	60.61
		Martin A.	Republican	59,907	39.39
			Write-In	8	0.00
			Total Votes:	152,099	

3 -	Mazzoli Dunnagan	Romano L.	Democratic	131,981	69.70
		Philip	Republican	57,387	30.30
			Total Votes:	189,368	

4 -	Bunning Beliles	Jim	Republican	145,609	74.22
		Richard V.	Democratic	50,575	25.78
			Total Votes:	196,184	

5 -	Rogers	Harold "Hal"	Republican	104,467	99.97
			Write-In	34	0.03
			Total Votes:	104,501	

6 -	Hopkins Patton	Larry J.	Republican	128,898	73.96
		Milton	Democratic	45,339	26.02
			Write-In	40	0.02
			Total Votes:	174,277	

7 -	Perkins Scott	Carl C.	Democratic	96,946	58.72
		William T.	Republican	68,165	41.28
			Write-In	1	0.00
			Total Votes:	165,112	

LOUISIANA

NOTE: Section 511 of Title 18 of the Louisiana Revised Statutes of 1950, as amended, provides that a candidate who receives a majority of the votes cast for an office in a primary election is elected. When no candidate achieves a majority the top two vote getters, regardless of party, go on to a runoff. This section also provides that a candidate who is unopposed in the primary is declared elected by the people and his name shall not appear on the ballot in either the primary or

LAST NAME	FIRST & MI	PARTY	# of Votes	Percent
-----------	------------	-------	------------	---------

LOUISIANA (continued)

general election. Richard Baker of the sixth Congressional District, and James Hayes of the seventh Congressional District were declared elected under this latter provision. We report here the official vote results of the October 1, 1988 primaries where five congressional district elections were decided by candidates achieving majority votes. The runoff in the eighth on November 8, 1988 decided the final contest.

1 - Livingston	Robert L.	Republican	67,679	78.49
	Mustakas	Democratic	13,091	15.18
	Honig	Democratic	5,457	6.33
		Total Votes:	86,227	
2 - Boggs	Lindy	Democratic	63,762	89.47
	Johnson	Republican	7,505	10.53
		Total Votes:	71,267	
3 - Tauzin	W.J. "Billy"	Democratic	72,110	89.34
	Clement	Democratic	8,602	10.66
		Total Votes:	80,712	
4 - McCrery	James Otis	Republican	72,228	68.55
	Roemer	Democratic	28,027	26.60
	Briggs	Democratic	5,103	4.84
		Total Votes:	105,358	
5 - Huckaby	Jerry	Democratic	51,113	71.13
	Wright	Democratic	14,343	19.96
	Roark	Republican	6,403	8.91
		Total Votes:	71,859	
8 - Holloway	Clyde C.	Republican	116,241	56.76
	Williams	Democratic	88,564	43.24
		Total Votes:	204,805	

MAINE

1 - Brennan	Joseph E.	Democratic	190,989	63.21
	O'Meara	Republican	111,125	36.78
		Write-In	49	0.02
		Total Votes:	302,163	
2 - Snowe	Olympia J.	Republican	167,226	66.17
	Hayes	Democratic	85,346	33.77
		Write-In	149	0.06
		Total Votes:	252,721	

LAST NAME	FIRST & MI	PARTY	# of Votes	Percent
MARYLAND				
1 - Dyson Gilcrest	Roy Wayne T.	Democratic	96,128	50.40
		Republican	94,588	49.60
			Total Votes:	190,716
2 - Bentley Bartenfelder	Helen Delich Joseph	Republican	157,956	71.45
		Democratic	63,114	28.55
			Total Votes:	221,070
3 - Cardin Pierpont	Benjamin L. Ross Z.	Democratic	133,779	72.90
		Republican	49,733	27.10
			Total Votes:	183,512
4 - McMillen McClanahan	Thomas Bradlyn	Democratic	128,624	68.30
		Republican	59,688	31.70
			Total Votes:	188,312
5 - Boyer Sellner	Steny H. John Eugene	Democratic	128,437	78.63
		Republican	34,909	21.37
			Total Votes:	163,346
6 - Byron Halsey	Beverly B. Kenneth W.	Democratic	166,753	75.36
		Republican	54,528	24.64
			Total Votes:	221,281
7 - Mfume	Kweisi	Democratic	117,650	100.00
8 - Morella Franchot	Constance A. Peter	Republican	172,619	62.75
		Democratic	102,478	37.25
			Total Votes:	275,097
MASSACHUSETTS				
1 - Conte Arden	Silvio O. John R.	Republican	186,356	82.72
		Democratic	38,907	17.27
		Write-In	28	0.01
			Total Votes:	225,291
2 - Neal Godina	Richard E. Louis R.	Democratic	156,262	80.23
		Peace, Jobs, Justice	38,446	19.74
		Write-In	52	0.03
			Total Votes:	194,760
3 - Early	Joseph D.	Democratic	191,005	99.80
		Write-In	378	0.20
			Total Votes:	191,383

LAST NAME	FIRST & MI	PARTY	# of Votes	Percent
MASSACHUSETTS (continued)				
4 - Frank Tucker	Barney Debra R.	Democratic	169,729	70.31
		Republican	71,661	29.68
		Write-In	24	0.01
		Total Votes:	<u>241,414</u>	
5 - Atkins Hudson	Chester G. T. David	Democratic	181,860	84.09
		Libertarian	34,339	15.88
		Write-In	72	0.03
		Total Votes:	<u>216,271</u>	
6 - Mavroules McCarthy	Nicholas Paul	Democratic	177,643	69.65
		Republican	77,186	30.26
		Write-In	238	0.09
		Total Votes:	<u>225,067</u>	
7 - Markey	Edward J.	Democratic	188,647	99.97
		Write-In	63	0.03
		Total Votes:	<u>188,710</u>	
8 - Kennedy Fiscus	Joseph P., II Glenn W.	Democratic	165,745	80.38
		Republican	40,316	19.55
		Write-In	128	0.06
		Total Votes:	<u>206,189</u>	
9 - Moakley	John Joseph	Democratic	160,799	99.85
		Write-In	243	0.15
		Total Votes:	<u>161,042</u>	
10 - Studds Bryan	Gerry E. Jon L.	Democratic	187,178	66.67
		Republican	93,564	33.32
		Write-In	25	0.01
		Total Votes:	<u>280,767</u>	
11 - Donnelly Gilleran	Brian J. Michael C.	Democratic	169,692	80.81
		Republican	40,277	19.18
		Write-In	19	0.01
		Total Votes:	<u>209,988</u>	
MICHIGAN				
1 - Conyers Ashe Flint Johnson	John, Jr. Bill Johnathan Sam	Democratic	127,800	91.20
		Republican	10,979	7.83
		Libertarian	744	0.53
		Workers Against Concessions	615	0.44
		Total Votes:	<u>140,138</u>	

	LAST NAME	FIRST & MI	PARTY	# of Votes	Percent		
MICHIGAN (continued)							
2 -	Pursell	Carl	Republican	120,070	54.65		
			Pollack	Lana	Democratic	98,290	44.74
			Raaflaub	David	Libertarian	1,324	0.60
					Write-In	8	0.00
		Total Votes:	219,692				
3 -	Wolpe	Howard	Democratic	112,605	57.34		
			Allgaier	Cal	Republican	83,769	42.66
					Write-In	1	0.00
		Total Votes	196,375				
4 -	Upton	Frederick	Republican	132,270	70.85		
			Rivers	Norman	Democratic	54,428	29.15
					Write-In	5	0.00
		Total Votes:	186,703				
5 -	Henry	Paul	Republican	166,569	72.60		
			Catchick	James	Democratic	62,868	27.40
					Write-In	3	0.00
		Total Votes:	229,440				
6 -	Carr	Bob	Democratic	120,581	58.93		
			Schultz	Scott	Republican	81,079	39.62
			Wright	Tony	Libertarian	1,897	0.93
			Christensen	Judith	Workers Against		
					Concessions	1,063	0.52
					Write-In	5	0.00
		Total Votes	204,625				
7 -	Kildee	Dale	Democratic	150,832	75.76		
			Coad	Jeff	Republican	47,071	23.64
			Walkowicz	Gary	Workers Against		
					Concessions	1,174	0.59
		Write-In	3	0.00			
		Total Votes:	199,080				
8 -	Traxler	Bob	Democratic	139,904	72.08		
			Buhl	Lloyd	Republican	54,195	27.92
					Write-In	5	0.00
		Total Votes:	194,104				
9 -	Vander Jagt	Guy	Republican	149,748	69.78		
			Gawron	David	Democratic	64,843	30.22
					Write-In	3	0.00
		Total Votes:	214,594				

LAST NAME	FIRST & MI	PARTY	# of Votes	Percent
MICHIGAN (continued)				
10 - Schuette	Bill	Republican	152,646	72.74
	Forbes	Democratic	55,398	26.40
	Bradley	Libertarian	1,812	0.86
		Write-In	7	0.00
		Total Votes:	209,863	
11 - Davis	Bob	Republican	129,085	59.65
	Irwin	Democratic	86,526	39.98
	Kline	Libertarian	803	0.37
		Write-In	3	0.00
		Total Votes:	216,417	
12 - Bonior	David	Democratic	108,158	53.60
	Carl	Republican	91,780	45.48
	Edwards	Libertarian	1,311	0.65
	Contrera	Workers Against Concessions	548	0.27
		Write-In	1	0.00
		Total Votes:	201,798	
13 - Crockett	George, Jr.	Democratic	99,751	86.97
	Savage	Republican	13,196	11.50
	Harris	Libertarian	878	0.77
	Gomez	Workers Against Concessions	874	0.76
		Write-In	1	0.00
		Total Votes:	114,700	
14 - Hertel	Dennis	Democratic	111,612	62.56
	McNealy	Republican	64,750	36.29
	Roddis	Libertarian	1,336	0.75
	Breeland	Workers Against Concessions	710	0.40
		Write-In	2	0.00
		Total Votes:	178,410	
15 - Ford	William	Democratic	104,596	63.84
	Adkins	Republican	56,963	34.77
	Blankenburg	Libertarian	1,613	0.98
	Bell	Workers Against Concessions	670	0.41
		Total Votes:	163,842	
16 - Dingell	John	Democratic	132,775	97.37
	Leone	Workers Against Concessions	3,561	2.61
		Write-In	21	0.02
		Total Votes:	136,357	

LAST NAME	FIRST & MI	PARTY	# of Votes	Percent
MICHIGAN (continued)				
17 - Levin	Sander	Democratic	135,493	70.19
Flessland	Dennis	Republican	55,197	28.60
Hahn	Charles	Libertarian	2,333	1.21
		Write-In	4	0.00
		Total Votes:	<u>193,027</u>	
18 - Broomfield	William	Republican	195,579	76.03
Kohut	Gary	Democratic	57,643	22.41
O'Brien	Timothy	Libertarian	4,003	1.56
		Write-In	3	0.00
		Total Votes:	<u>257,228</u>	
MINNESOTA				
1 - Penny	Timothy J.	Dem. Farmer Labor	161,118	70.11
Schrumpf	Curt	Ind. Republican	67,709	29.46
Honts	Craig	Socialist Workers	957	0.42
		Write-In	29	0.01
		Total Votes:	<u>229,813</u>	
2 - Weber	Vin	Ind. Republican	131,639	57.81
Peterson	Doug	Dem. Farmer Labor	96,016	42.17
		Write-In	46	0.02
		Total Votes:	<u>227,701</u>	
3 - Frenzel	Bill	Ind. Republican	215,322	68.22
Carlson	Dave	Dem. Farmer Labor	99,770	31.61
		Write-In	517	0.16
		Total Votes:	<u>315,609</u>	
4 - Vento	Bruce F.	Dem. Farmer Labor	181,227	72.40
Maitland	Ian	Ind. Republican	67,073	26.79
Terlexis	Natasha	Socialist Workers	1,861	0.74
		Write-In	166	0.07
		Total Votes:	<u>250,327</u>	
5 - Sabo	Martin Olav	Dem. Farmer Labor	174,416	72.13
Gilbertson	Raymond C.	Ind. Republican	60,646	25.08
Wright	T. Christopher	GrassRoots	6,468	2.67
		Write-In	268	0.11
		Total Votes:	<u>241,798</u>	
6 - Sikorski	Gerry	Dem. Farmer Labor	169,486	65.43
Ploetz	Ray	Ind. Republican	89,209	34.44
		Write-In	340	0.13
		Total Votes:	<u>259,035</u>	

	LAST NAME	FIRST & MI	PARTY	# of Votes	Percent
MINNESOTA (continued)					
7 -	Stangeland Hanson	Arlan Marv	Ind. Republican Dem. Farmer Labor Write-In	121,396 101,011 89	54.56 45.40 0.04
			Total Votes:	<u>222,496</u>	
8 -	Oberstar Shuster	James L. Jerry	Dem. Farmer Labor Ind. Republican Write-In	165,656 56,630 25	74.52 25.47 0.01
			Total Votes:	<u>222,311</u>	
MISSISSIPPI					
1 -	Whitten Bush	Jamie L. Jim	Democratic Republican	137,445 38,381	78.17 21.83
			Total Votes:	<u>175,826</u>	
2 -	Espy Coleman Benford	Mike Jack Dorothy	Democratic Republican Independent	112,401 59,827 1,403	64.74 34.46 0.81
			Total Votes:	<u>173,631</u>	
3 -	Montgomery Bourland	G.V. (Sonny) Jimmie Ray	Democratic Republican	164,651 20,729	88.82 11.18
			Total Votes:	<u>185,380</u>	
4 -	Parker Collins Gilchrist	Mike Thomas Liz	Democratic Republican Independent	110,184 88,433 2,446	54.80 43.98 1.22
			Total Votes:	<u>201,063</u>	
5 -	Smith Taylor	Larkin Gene	Republican Democratic	100,185 82,034	54.98 45.02
			Total Votes:	<u>182,219</u>	
MISSOURI					
1 -	Clay Schwan Inman	William E. (Bill) Joseph A. Terry	Democratic Republican Libertarian	140,751 53,109 2,798	71.57 27.01 1.42
			Total Votes:	<u>196,658</u>	
2 -	Buechner Feigenbaum Lohmann	John (Jack) Robert H. Deania	Republican Democratic Libertarian	186,450 91,645 3,014	66.33 32.60 1.07
			Total Votes:	<u>281,109</u>	

LAST NAME	FIRST & MI	PARTY	# of Votes	Percent	
MISSOURI (continued)					
3 -	Gephardt	Richard A.	Democratic	150,205	62.79
	Hearne	Mark F.	Republican	86,763	36.27
	Sloan	Lloyd	Libertarian	2,128	0.89
	Ulett	John C.	Write-In	107	0.04
			Total Votes:	<u>239,203</u>	
4 -	Skelton	Ike	Democratic	166,480	71.80
	Eyerly	David	Republican	65,393	28.20
			Total Votes:	<u>231,873</u>	
5 -	Wheat	Alan	Democratic	149,166	70.32
	Lobb	Mary Ellen	Republican	60,453	28.50
	Hurley	Mike	Libertarian	2,520	1.19
			Total Votes:	<u>212,139</u>	
6 -	Coleman	Tom	Republican	135,883	59.33
	Hughes	Doug R.	Democratic	93,128	40.67
			Total Votes:	<u>229,011</u>	
7 -	Hancock	Melton D.	Republican	127,939	53.11
	Bacon	Max	Democratic	111,244	46.18
	Lurvey	Rob	Libertarian	1,728	0.72
			Total Votes:	<u>240,911</u>	
8 -	Emerson	Bill	Republican	117,601	58.10
	Cryts	Wayne	Democratic	84,801	41.90
			Total Votes:	<u>202,402</u>	
9 -	Volkmer	Harold L.	Democratic	160,872	67.91
	Dudley	Ken	Republican	76,008	32.09
			Total Votes:	<u>236,880</u>	
MONTANA					
1 -	Williams	Pat	Democratic	115,278	60.77
	Fenlason	Jim	Republican	74,405	39.23
			Total Votes:	<u>189,683</u>	
2 -	Marlenee	Ron	Republican	97,465	55.52
	O'Brien	Buck	Democratic	78,069	44.48
			Total Votes:	<u>175,534</u>	
NEBRASKA					
1 -	Bereuter	Doug	Republican	146,231	66.93
	Jones	Corky	Democratic	72,167	33.03
	Burke	Paul	Write-In	9	0.00
			Write-In	95	0.04
			Total Votes:	<u>218,502</u>	

LAST NAME	FIRST & MI	PARTY	# of Votes	Percent
NEBRASKA (continued)				
2 - Hoagland Schenken	Peter Jerry	Democratic	112,174	50.47
		Republican	109,193	49.13
		Write-In	908	0.41
		Total Votes:	222,275	
3 - Smith Racek	Virginia John D.	Republican	170,302	79.03
		Democratic	45,183	20.97
		Write-In	16	0.01
		Total Votes:	215,501	
NEVADA				
1 - Bilbray Lusk O'Neill	James Lucille Patrick	Democratic	101,764	63.97
		Republican	53,588	33.69
		Libertarian	3,724	2.34
		Total Votes:	159,076	
2 - Vucanovich Spoo Cromwell	Barbara F. Jim Kent	Republican	105,981	57.26
		Democratic	75,163	40.61
		Libertarian	3,953	2.14
		Total Votes:	185,097	
NEW HAMPSHIRE				
1 - Smith Keefe	Robert C. Joseph F.	Republican	131,824	60.33
		Democratic	86,623	39.64
		Write-In	58	0.03
		Total Votes:	218,505	
2 - Douglas Donchess Kendel	Chuck James W. Roy	Republican	119,742	56.75
		Democratic	89,677	42.50
		Independent		
		American	1,454	0.69
		Write-In	121	0.06
Total Votes:	210,994			
NEW JERSEY				
1 - Florio Christaudo Bartucci	James J. Frank A. Richard	Democratic	141,988	69.89
		Republican	60,037	29.55
		Libertarian	1,128	0.56
		Total Votes:	203,153	
2 - Hughes Conover Schindenwolf	William J. Kirk W. Richard A., Jr.	Democratic	134,505	65.73
		Republican	67,759	33.11
		Pro-Life		
		Conservative	2,372	1.16
Total Votes:	204,636			

LAST NAME	FIRST & MI	PARTY	# of Votes	Percent
NEW JERSEY (continued)				
* SPECIAL ELECTION TO FILL A VACANCY - NOVEMBER 8, 1988				
3 - Pallone Azzolina Stewart	Frank, Jr.	Democratic	116,988	51.95
	Joseph	Republican	106,489	47.29
	Laura	Libertarian	1,713	0.76
	Total Votes:		<u>225,190</u>	
3 - Pallone Azzolina Stewart	Frank, Jr.	Democratic	117,024	51.64
	Joseph	Republican	107,479	47.43
	Laura	Libertarian	2,107	0.93
	Total Votes:		<u>226,610</u>	
4 - Smith Holland Carter Maiullo	Christopher H.	Republican	155,283	65.74
	Betty	Democratic	79,006	33.45
	Judson M.	Independent	1,114	0.47
	Daniel A., Jr.	Libertarian	791	0.33
	Total Votes:		<u>236,194</u>	
5 - Roukema Monaco Karlán	Marge	Republican	175,562	75.69
	Lee	Democratic	54,828	23.64
	Daniel M.	Libertarian	1,546	0.67
	Total Votes:		<u>231,936</u>	
6 - Dwyer Sica Paltrineri Schoen	Bernard J.	Democratic	120,125	61.10
	Peter J.	Republican	74,824	38.06
	Joan	Workers Party	1,034	0.53
	Howard F.	Libertarian	615	0.31
	Total Votes:		<u>196,598</u>	
7 - Rinaldo Hely	Matthew J.	Republican	153,350	74.61
	James	Democratic	52,189	25.39
	Total Votes:		<u>205,539</u>	
8 - Roe	Robert A.	Democratic	96,036	100.00
9 - Torricelli Lane Kemly	Robert G.	Democratic	142,012	67.15
	Robert J.	Republican	68,363	32.32
	Richard J.	Poor Man's Party	1,119	0.53
	Total Votes:		<u>211,494</u>	
10 - Payne Webb Imperiale Bridno Curtis Bowser	Donald M.	Democratic	84,681	77.35
	Michael	Republican	13,848	12.65
	Anthony	Peoples Choice	5,422	4.95
	Mindy	Socialist Workers	4,539	4.15
	Alvin	Time for Change	551	0.50
	Alan	Independent	432	0.39
	Total Votes:		<u>109,473</u>	

LAST NAME	FIRST & MI	PARTY	# of Votes	Percent
NEW JERSEY (continued)				
11 - Gallo Shaw	Dean A. John C.	Republican	154,654	70.48
		Democratic	64,773	29.52
			Total Votes:	219,427
12 - Courter Weinstein Friedlander	Jim Norman J. Stephen	Republican	165,918	69.27
		Democratic	71,596	29.89
		Libertarian	2,023	0.84
			Total Votes:	239,537
13 - Saxton Smith	H. James James B.	Republican	167,470	69.48
		Democratic	73,561	30.52
			Total Votes:	241,031
14 - Guarini Theemling Jones White Rummel Galbo	Frank J. Fred J., Jr. John A.	Democratic	104,001	67.34
		Republican	47,293	30.62
		All Peoples Congress	1,346	0.87
	Christopher John Peter	Libertarian	1,005	0.65
		Communist	442	0.29
		Independent	353	0.23
			Total Votes:	154,440
NEW MEXICO				
1 - Schiff Udall Parkman	Steven Tom Allen M.	Republican	89,985	50.56
		Democratic	84,138	47.28
		Libertarian	3,839	2.16
2 - Skeen	Joseph R.	Republican	100,324	100.00
3 - Richardson Salazar	Bill Cecilia M.	Democratic	124,938	73.11
		Republican	45,954	26.89
NEW YORK				
1 - Hochbrueckner Romaine	George J. Edward P.	Democratic & ARE	105,624	50.79
		REP, CRV, RTL	102,327	49.21
2 - Downey Cardino	Thomas J. Joseph, Jr.	Democratic & VCH	107,646	61.65
		REP, CRV, RTL	66,972	38.35

LAST NAME	FIRST & MI	PARTY	# of Votes	Percent
NEW YORK (continued)				
3 - Mrazek Previdi Considine Signorelli	Robert J.	Democratic	128,336	57.21
	Robert	Republican & CRV	91,122	40.62
	Robert J.	Right to Life	3,625	1.62
	Anthony	Liberal	1,223	0.55
		Total Votes:	<u>224,306</u>	
4 - Lent Goban McGeary	Norman F.	Republican & CRV	151,038	70.12
	Francis T.	Democratic & IBL	59,479	27.62
	Margaret	Right to Life	4,869	2.26
		Total Votes:	<u>215,386</u>	
5 - McGrath Kelly Matier	Raymond J.	Republican & CRV	134,881	65.06
	William G.	Democratic	68,930	33.25
	James A.	Right to Life	3,502	1.69
		Total Votes:	<u>207,313</u>	
6 - Flake Brandofino	Floyd H.	Democratic & IBL	94,506	85.87
	Robert L.	Conservative & FGY	15,547	14.13
		Total Votes:	<u>110,053</u>	
7 - Ackerman	Gary L.	Democratic & IBL	93,120	100.00
8 - Scheuer	James H.	Democratic & IBL	100,240	100.00
9 - Manton	Thomas J.	Democratic	72,851	100.00
10 - Schumer Popielarski Gaffney	Charles E.	Democratic & IBL	107,056	78.44
	George S.	Republican	24,313	17.81
	Alice E.	Conservative	5,119	3.75
		Total Votes:	<u>136,488</u>	
11 - Towns Hussain Hamel Stevens	Edolphus	Democratic & IBL	73,755	88.69
	Riaz B.	Republican	7,418	8.92
	Alfred J.	Conservative	1,271	1.53
	Lorraine	New Alliance	714	0.86
		Total Votes:	<u>83,158</u>	
12 - Owens Augustine	Major R.	Democratic & IBL	74,304	93.01
	Owen	Republican & CRV	5,582	6.99
		Total Votes:	<u>79,886</u>	
13 - Solarz Curci	Stephen J.	Democratic & IBL	81,305	74.70
	Anthony M.	Republican & CRV	27,536	25.30
		Total Votes:	<u>108,841</u>	

LAST NAME	FIRST & MI	PARTY	# of Votes	Percent
NEW YORK (continued)				
14 - Molinari O'Donovan	Guy V. Jerome X.	REP, CRV & RTL	99,179	63.30
		Democratic & IVP	57,503	36.70
			Total Votes:	156,682
15 - Green Doukas Levitt	Bill Peter G. John B.	Republican & IND	107,599	61.32
		Democratic	64,425	36.71
		Liberal	3,459	1.97
			Total Votes:	175,483
16 - Rangel Liccione Taylor	Charles B. Michael Barbara R.	DEM, REP & LBL	107,620	97.09
		Conservative	1,779	1.60
		New Alliance	1,451	1.31
			Total Votes:	110,850
17 - Weiss Albert	Ted Myrna C.	Democratic & LBL	157,339	84.37
		Republican & CRV	29,156	15.63
			Total Votes:	186,495
18 - Garcia Brown Mendez Verhoff	Robert Fred Rafael Daniel	Democratic & LBL	75,459	91.06
		Republican	5,764	6.96
		New Alliance	904	1.09
		Conservative	739	0.89
			Total Votes:	82,866
19 - Engel Biaggi O'Grady Blumetti Zagarell	Eliot L. Mario Martin J. Robert Michael	DEM & LBL	77,158	56.02
		Republican	37,454	27.19
		Right to Life	11,271	8.18
		Conservative	11,182	8.12
		Independent Progressive Line	678	0.49
			Total Votes:	137,743
20 - Lowey DioGuardi O'Grady Levine	Nita M. Joseph J. Florence T. Henry M.	Democratic	102,235	50.30
		Republican & CRV	96,465	47.46
		Right to Life	2,932	1.44
		Liberal	1,631	0.80
			Total Votes:	203,263
21 - Fish Grunberger Curtin	Hamilton, Jr. Lawrence W. Richard S., II	Republican & CRV	150,443	74.62
		Democratic	47,294	23.46
		Right to Life	3,870	1.92
			Total Votes:	201,607
22 - Gilman Burlingham Braun	Benjamin A. Eleanor F. Barbara E.	Republican	144,227	70.82
		Democratic	54,312	26.67
		Right to Life	5,096	2.50
			Total Votes:	203,635

LAST NAME	FIRST & MI	PARTY	# of Votes	Percent
NEW YORK (continued)				
23 - McNulty Bakal	Michael R.	Democratic	145,040	61.75
	Peter M.	Republican & CRV	89,858	38.25
			Total Votes:	234,898
24 - Solomon Baye	Gerald B.	REP, CRV & RTL	162,962	72.38
	Fred	Democratic	62,177	27.62
			Total Votes:	225,139
25 - Boehlert	Sherwood L.	Republican	130,122	100.00
26 - Martin Ravenscroft	David O'B	Republican & CRV	131,043	75.04
	Donald R.	Democratic	43,585	24.96
			Total Votes:	174,628
27 - Walsh Pooler Hoff	James T.	Republican & CRV	124,928	57.46
	Rosemary S.	Democratic & JOBS	90,854	41.79
	Stephen K.	Right to Life	1,644	0.76
			Total Votes:	217,426
28 - McHugh Dixon	Matt	Democratic	141,976	93.18
	Mary C.	Right to Life	10,395	6.82
			Total Votes:	152,371
29 - Horton Vogel Baxter Peters	Frank J.	Republican	132,608	68.83
	James R.	Democratic	51,243	26.60
	Richard G.	Conservative	5,688	2.95
	Donald M.	Right to Life	3,122	1.62
				Total Votes:
30 - Slaughter Bouchard Cook Flanagan	Louise M.	Democratic	128,364	56.87
	John D.	Republican	89,126	39.49
	Thomas D.	Conservative	6,252	2.77
	Michael P.	Right to Life	1,970	0.87
				Total Votes:
31 - Paxon Swarts	L. William	REP, CRV & RTL	117,710	53.39
	David J.	Democratic & LBL	102,777	46.61
			Total Votes:	220,487
32 - LaFalce Everett	John J.	Democratic & LBL	133,917	72.72
	Emil K.	REP, CRV, RTL	50,229	27.28
			Total Votes:	184,146
33 - Nowak	Henry J.	Democratic & LBL	139,604	100.00

LAST NAME	FIRST & MI	PARTY	# of Votes	Percent
NEW YORK (continued)				
34 - Houghton	Amory, Jr.	Republican & CRV	131,078	96.47
Woodward	Ian Kelly	Liberal	4,797	3.53
		Total Votes:	<u>135,875</u>	

ABBREVIATIONS FOR PARTY DESIGNATIONS

ARE - Citizens Against Rising Electric Rates
 CRV - Conservative
 DEM - Democratic
 FGY - Drug Fighter
 IPL - Independent Progressive Line
 IVP - Independent Voter
 LBL - Liberal
 NAP - New Alliance
 REP - Republican
 RTL - Right to Life
 VCH - Vote Children 88

NORTH CAROLINA

1 - Jones	Walter B.	Democratic	118,027	65.19
Moye	Howard D.	Republican	63,013	34.81
		Total Votes:	<u>181,040</u>	
2 - Valentine	I.T. (Tim), Jr.	Democratic	128,832	100.00
3 - Lancaster	Martin	Democratic	95,323	100.00
4 - Price	David E.	Democratic	131,896	58.01
Fetzer	Tom	Republican	95,482	41.99
		Total Votes:	<u>227,378</u>	
5 - Neal	Stephen L.	Democratic	110,516	52.61
Gray	Lyons	Republican	99,540	47.39
		Total Votes:	<u>210,056</u>	
6 - Coble	Howard	Republican	116,534	62.47
Gilmore	Tom	Democratic	70,008	37.53
		Total Votes:	<u>186,542</u>	
7 - Rose	Charles G., III	Democratic	102,392	67.25
Thompson	George G.	Republican	49,855	32.75
		Total Votes:	<u>152,247</u>	

LAST NAME	FIRST & MI	PARTY	# of Votes	Percent
NORTH CAROLINA (continued)				
8 - Hefner Blanton	W.G. (Bill) Ted	Democratic	99,214	51.49
		Republican	93,463	48.51
		Total Votes:	<u>192,677</u>	
9 - McMillan Sholander	J. Alex Mark	Republican	139,014	65.94
		Democratic	71,802	34.06
		Total Votes:	<u>210,816</u>	
10 - Ballenger Rhyne	Cass Jack L.	Republican	112,554	61.03
		Democratic	71,865	38.97
		Total Votes:	<u>184,419</u>	
11 - Clarke Taylor	James McClure Charles H.	Democratic	108,436	50.36
		Republican	106,907	49.64
		Total Votes:	<u>215,343</u>	
NORTH DAKOTA				
1 - Dorgan Sydness Brekke	Byron L. Steve Kris	Democratic	212,583	70.87
		Republican	84,475	28.16
		Libertarian	2,924	0.97
		Total Votes:	<u>299,982</u>	
OHIO				
1 - Luken Chabot	Thomas A. Steve	Democratic	117,682	56.46
		Republican	90,738	43.54
		Total Votes:	<u>208,420</u>	
2 - Gradison Stidham	Willis D., Jr. Chuck R.	Republican	153,162	72.31
		Democratic	58,637	27.69
		Total Votes:	<u>211,799</u>	
3 - Hall Crutcher	Tony P. Ronald J.	Democratic	141,953	76.89
		Republican	42,664	23.11
		Total Votes:	<u>184,617</u>	
4 - Oxley	Michael G.	Republican	160,099	99.67
		Write-In	538	0.33
		Total Votes:	<u>160,637</u>	
5 - Gillmor Murray	Paul E. Thomas J., Jr.	Republican	123,838	60.67
		Democratic	80,292	39.33
		Total Votes:	<u>204,130</u>	
6 - McEwen Roberts	Bob Gordon R.	Republican	152,235	74.31
		Democratic	52,635	25.69
		Total Votes:	<u>204,870</u>	

LAST NAME	FIRST & MI	PARTY	# of Votes	Percent
OHIO (continued)				
7 - DeWine Schira	Mike John A., Jr.	Republican	142,597	73.88
		Democratic	50,423	26.12
		Total Votes:	193,020	
8 - Lukens Griffin	Donald Earl John W.	Republican	154,164	75.85
		Democratic	49,084	24.15
		Total Votes:	203,248	
9 - Kaptur Hawkins	Marcy Al	Democratic	157,557	81.29
		Republican	36,183	18.67
		Write-In	72	0.04
		Total Votes:	193,812	
10 - Miller Buchanan	Clarence E. John M.	Republican	143,673	71.63
		Democratic	56,893	28.37
		Total Votes:	200,566	
11 - Eckart Mueller	Dennis E. Margaret R.	Democratic	124,600	61.49
		Republican	78,028	38.51
		Total Votes:	202,628	
12 - Kasich Brown	John Mark P.	Republican	154,727	78.98
		Democratic	41,178	21.02
		Total Votes:	195,905	
13 - Pease Brown	Donald J. Dwight	Democratic	137,074	69.81
		Republican	59,287	30.19
		Total Votes:	196,361	
14 - Sawyer Lang	Thomas C. Loretta A.	Democratic	148,951	74.73
		Republican	50,356	25.27
		Total Votes:	199,307	
15 - Wylie Froehlich	Chalmers Mark S.	Republican	146,854	74.81
		Democratic	49,441	25.19
		Total Votes:	196,295	
16 - Regula Gravely	Ralph Melvin J.	Republican	158,824	78.56
		Democratic	43,356	21.44
		Total Votes:	202,180	
17 - Traficant Lenz	James A., Jr. Frederick W.	Democratic	162,526	77.23
		Republican	47,929	22.77
		Total Votes:	210,455	

LAST NAME	FIRST & MI	PARTY	# of Votes	Percent
OHIO (continued)				
18 - Applegate Abraham	Douglas	Democratic	151,306	76.64
	William C.	Republican	46,130	23.36
		Total Votes:	<u>197,436</u>	
19 - Feighan Roberts	Edward F.	Democratic	168,065	70.49
	Noel F.	Republican	70,359	29.51
		Total Votes:	<u>238,424</u>	
20 - Oakar Sajna	Mary Rose	Democratic	146,715	82.58
	Michael	Republican	30,944	17.42
		Total Votes:	<u>177,659</u>	
21 - Stokes Roski	Louis	Democratic	148,388	85.68
	Frank	Republican	24,804	14.32
		Total Votes:	<u>173,192</u>	
OKLAHOMA				
1 - Inhofe Glassco	James M.	Republican	103,458	52.63
	Kurt	Democratic	93,101	47.37
		Total Votes:	<u>196,559</u>	
2 - Synar Phillips	Mike	Democratic	136,009	64.87
	Ira	Republican	73,659	35.13
		Total Votes:	<u>209,668</u>	
3 - Watkins	Wes	Democratic	Unopposed	100.00
4 - McCurdy	Dave	Democratic	Unopposed	100.00
5 - Edwards Montgomery	Mickey	Republican	139,182	72.17
	Terry J.	Democratic	53,668	27.83
		Total Votes:	<u>192,850</u>	
6 - English Brown	Glenn	Democratic	122,887	73.09
	Mike	Republican	45,239	26.91
		Total Votes:	<u>168,126</u>	
OREGON				
1 - Aucoin Molander	Les	Democratic	179,915	69.57
	Earl	Republican	78,626	30.40
		Write-In	62	0.02
		Total Votes:	<u>258,603</u>	

LAST NAME	FIRST & MI	PARTY	# of Votes	Percent
OREGON (continued)				
2 - Smith Tuttle	Robert F. (Bob) Larry	Republican	125,366	62.66
		Democratic	74,700	37.34
		Write-In	13	0.01
		Total Votes:	<u>200,079</u>	
3 - Wyden	Ron	Democratic	190,684	99.41
		Write-In	1,141	0.59
		Total Votes:	<u>191,825</u>	
4 - DeFazio Howard	Peter A. Jim	Democratic	108,483	71.97
		Republican	42,220	28.01
		Write-In	32	0.02
		Total Votes:	<u>150,735</u>	
5 - Smith Kopetski	Denny Mike	Republican	111,489	50.14
		Democratic	110,782	49.82
		Write-In	83	0.04
		Total Votes:	<u>222,354</u>	
PENNSYLVANIA				
1 - Foglietta O'Brien	Thomas M. William J.	Democratic	128,076	76.32
		Republican	39,749	23.68
		Total Votes:	<u>167,825</u>	
2 - Gray Harsch	William H., III Richard L.	Democratic	184,322	93.71
		Republican	12,365	6.29
		Total Votes:	<u>196,687</u>	
3 - Borski Matthews	Robert A. Mark	Democratic	135,590	63.21
		Republican	78,909	36.79
		Total Votes:	<u>214,499</u>	
4 - Kolter Johnston Kaltenhauser	Joseph P. Gordon R. Erich L.	Democratic	124,041	69.80
		Republican	52,402	29.49
		Populist	1,256	0.71
		Total Votes:	<u>177,699</u>	
5 - Schulze Hadley	Richard T. Donald A.	Republican	153,453	78.21
		Democratic	42,758	21.79
		Total Votes:	<u>196,211</u>	
6 - Yatron Erwin Parugini	Gus James R. Louis R., Jr.	Democratic	114,119	63.14
		Republican	65,278	36.12
		Independent	1,348	0.75
		Total Votes:	<u>180,745</u>	

LAST NAME	FIRST & MI	PARTY	# of Votes	Percent	
PENNSYLVANIA (continued)					
7 -	Weldon Landau	Curt David	Republican Democratic Total Votes:	155,387 73,745 <u>229,132</u>	67.82 32.18
8 -	Kostmayer Howard Ernsberger	Peter H. Ed Donald C.	Democratic Republican Libertarian Total Votes:	128,153 93,648 3,765 <u>225,566</u>	56.81 41.52 1.67
9 -	Shuster	Bud	Republican	158,702	100.00
10 -	McDade Cordaro	Joseph M. Robert C.	Republican Democratic Total Votes:	140,096 51,179 <u>191,275</u>	73.24 26.76
11 -	Kanjorski	Paul E.	Democratic	120,706	100.00
12 -	Murtha	John P.	Democratic	133,081	100.00
13 -	Coughlin Tomkin	Lawrence Bernard	Republican Democratic Total Votes:	152,191 76,424 <u>228,615</u>	66.57 33.43
14 -	Coyne Caligiuri	William J. Richard E.	Democratic Republican Total Votes:	135,181 36,719 <u>171,900</u>	78.64 21.36
15 -	Ritter Reibman	Don Ed	Republican Democratic Total Votes:	106,951 79,127 <u>186,078</u>	57.48 42.52
16 -	Walker Guyll	Robert S. Ernest Eric	Republican Democratic Total Votes:	136,944 48,169 <u>185,113</u>	73.98 26.02
17 -	Gekas	George W.	Republican	166,289	100.00
18 -	Walgren Newman Bailey	Doug John James J.	Democratic Republican Populist Total Votes:	136,924 80,975 589 <u>218,488</u>	62.67 37.06 0.27
19 -	Goodling Ritchey	Bill Paul E.	Republican Democratic Total Votes:	145,381 42,819 <u>188,200</u>	77.25 22.75

LAST NAME	FIRST & MI	PARTY	# of Votes	Percent
PENNSYLVANIA (continued)				
20 - Gaydos Wilson	Joseph M. Richard W.	Democratic	137,472	98.46
		Populist	2,144	1.54
Total Votes:			139,616	
21 - Ridge Elder	Tom George R. H.	Republican	141,832	78.74
		Democratic	38,288	21.26
Total Votes:			180,120	
22 - Murphy Hodgkiss	Austin J. William	Democratic	123,428	72.41
		Republican	47,039	27.59
Total Votes:			170,467	
23 - Clinger Shakespeare Smolik	Bill Howard William	Republican	105,575	62.04
		Democratic	63,476	37.30
		Populist	1,109	0.65
Total Votes:			170,160	
PUERTO RICO				
1 - Fuster Rosello Sanchez-Longo	Jaime B. Pedro J. Luis Pio	Democratic	864,396	48.96
		New Progressive	821,896	46.55
		Pro Independence	79,159	4.48
Total Votes:			1,765,451	
RHODE ISLAND				
1 - Machtley St. Germain	Ronald K. Fernand J.	Republican	105,506	55.63
		Democratic	84,141	44.37
Total Votes:			189,647	
2 - Schneider Morgenthau	Claudine Ruth S.	Republican	145,218	72.12
		Democratic	56,129	27.88
Total Votes:			201,347	
SOUTH CAROLINA				
1 - Ravenel Tillman	Arthur, Jr. Wheeler	Republican	101,572	63.78
		Democratic	57,691	36.22
Total Votes:			159,263	
2 - Spence Leventis Sommer	Floyd D. James C. Geb	Republican	94,960	52.76
		Democratic	83,978	46.65
		Libertarian	1,061	0.59
Total Votes:			179,999	

LAST NAME	FIRST & MI	PARTY	# of Votes	Percent
SOUTH CAROLINA (continued)				
3 - Derrick	Butler	Democratic	89,071	53.71
Jordan	Henry S., Sr.	Republican	75,571	45.57
Heaton	John B.	Libertarian	1,183	0.71
		Total Votes:	<u>165,825</u>	
4 - Patterson	Liz J.	Democratic	90,234	52.15
White	Knox H.	Republican	82,793	47.85
		Total Votes:	<u>173,027</u>	
5 - Spratt	John, Jr.	Democratic	107,959	69.84
Carley	Robert	Republican	46,622	30.16
		Total Votes:	<u>154,581</u>	
6 - Tallon	Robin	Democratic	120,719	76.08
Cunningham	Robert H.	Republican	37,958	23.92
		Total Votes:	<u>158,677</u>	
SOUTH DAKOTA				
1 - Johnson	Timothy P.	Democratic	223,759	71.74
Volk	David	Republican	88,157	28.26
		Total Votes:	<u>311,916</u>	
TENNESSEE				
1 - Quillen	James H.	Republican	119,526	80.22
Smith	Sidney S.	Democratic	29,469	19.78
		Write-In	3	0.00
		Total Votes:	<u>148,998</u>	
* Special Election to Fill Vacancy - November 8, 1988				
2 - Duncan	John J., Jr.	Republican	92,929	56.11
Taylor	Dudley W.	Democratic	70,576	42.61
West	Charles	Independent	2,114	1.28
		Write-In	1	0.00
		Total Votes:	<u>165,620</u>	
2 - Duncan	John J., Jr.	Republican	99,631	56.23
Taylor	Dudley W.	Democratic	77,540	43.76
		Write-In	3	0.00
		Total Votes:	<u>177,174</u>	
3 - Lloyd	Marilyn	Democratic	108,264	57.39
Coker	Harold L.	Republican	80,372	42.61
		Write-In	2	0.00
		Total Votes:	<u>188,638</u>	

LAST NAME	FIRST & MI	PARTY	# of Votes	Percent
TENNESSEE (continued)				
4 - Cooper	Jim	Democratic	94,129	99.98
		Write-In	22	0.02
		Total Votes:	<u>94,151</u>	
5 - Clement	Bob	Democratic	155,068	99.95
		Write-In	72	0.05
		Total Votes:	<u>155,140</u>	
6 - Gordon	Bart	Democratic	123,652	76.48
Embry	Wallace	Republican	38,033	23.52
		Write-In	2	0.00
		Total Votes:	<u>161,687</u>	
7 - Sundquist	Don	Republican	142,025	80.12
Bloodworth	Ken	Democratic	35,237	19.88
		Write-In	4	0.00
		Total Votes:	<u>177,266</u>	
8 - Tanner	John	Democratic	94,571	62.44
Bryant	Ed	Republican	56,893	37.56
		Write-In	1	
		Total Votes:	<u>151,465</u>	
9 - Ford	Harold E.	Democratic	126,280	81.58
Richmond	Issac	Independent	28,522	18.42
		Total Votes:	<u>154,802</u>	
TEXAS				
1 - Chapman	Jim	Democratic	122,566	62.24
McQueen	Horace	Republican	74,357	37.76
		Total Votes:	<u>196,923</u>	
2 - Wilson	Charles	Democratic	145,614	87.67
Nelson	Gary W.	Libertarian	20,475	12.33
		Total Votes:	<u>166,089</u>	
3 - Bartlett	Steve	Republican	227,882	81.82
Cowden	Blake	Democratic	50,627	18.18
		Total Votes:	<u>278,509</u>	
4 - Hall	Ralph M.	Democratic	139,379	66.41
Sutton	Randy	Republican	67,337	32.09
Dunn	Melanie A.	Libertarian	3,152	1.50
		Total Votes:	<u>209,868</u>	

LAST NAME	FIRST & MI	PARTY	# of Votes	Percent
TEXAS (continued)				
5 - Bryant	John	Democratic	95,376	60.73
	Williams Lon	Republican	59,877	38.13
	Ashby Ken	Libertarian	1,786	1.14
		Total Votes:	<u>157,039</u>	
6 - Barton	Joe	Republican	164,692	67.64
	Kendrick N.P. "Pat"	Democratic	78,786	32.36
		Total Votes:	<u>243,478</u>	
7 - Archer	Bill	Republican	185,203	79.14
	Richards Dianne	Democratic	48,824	20.86
		Total Votes:	<u>234,027</u>	
8 - Fields	Jack	Republican	90,503	100.00
9 - Brooks	Jack	Democratic	137,270	100.00
10 - Pickle	J.J. "Jake"	Democratic	232,213	93.45
	May Vincent J.	Libertarian	16,281	6.55
		Total Votes:	<u>248,494</u>	
11 - Leath	Marvin	Democratic	134,207	95.36
	King Frederick M.	Libertarian	6,533	4.64
		Total Votes:	<u>140,740</u>	
12 - Wright	Jim	Democratic	135,459	99.27
	Ryan Jim	Write-In	767	0.56
	Johnson Gary	Write-In	230	0.17
		Total Votes:	<u>136,456</u>	
13 - Sarpalius	Bill	Democratic	98,345	52.46
	Milner Larry S.	Republican	89,105	47.54
		Total Votes:	<u>187,450</u>	
14 - Laughlin	Greg	Democratic	111,395	53.24
	Sweeney Mac	Republican	96,042	45.91
	Kelley Don	Libertarian	1,779	0.85
		Total Votes:	<u>209,216</u>	
15 - de la Garza	E. (Kika)	Democratic	93,672	93.86
	Hendrix Gloria Joyce	Libertarian	6,133	6.14
		Total Votes:	<u>99,805</u>	
16 - Coleman	Ronald	Democratic	104,514	100.00
17 - Stenholm	Charles W.	Democratic	149,064	100.00

LAST NAME	FIRST & MI	PARTY	# of Votes	Percent
TEXAS (continued)				
18 - Leland Snead	Mickey J. Alejandro	Democratic	94,408	92.88
		Libertarian	7,235	7.12
		Total Votes:	<u>101,643</u>	
19 - Combest McCathern	Larry Gerald	Republican	113,068	67.71
		Democratic	53,932	32.29
		Total Votes:	<u>167,000</u>	
20 - Gonzalez Trevino Doyle	Henry B. Lee Theresa S.	Democratic	94,527	70.70
		Republican	36,801	27.53
		Libertarian	2,368	1.77
		Total Votes:	<u>133,696</u>	
21 - Smith Robinson	Lamar James A.	Republican	203,989	93.24
		Libertarian	14,801	6.76
		Total Votes:	<u>218,790</u>	
22- DeLay Walker Harper Sims	Tom Wayne George L.A.	Republican	125,733	67.42
		Democratic	58,471	31.35
		Libertarian	2,276	1.22
		Write-In	4	0.00
		Total Votes:	<u>186,484</u>	
23 - Bustamante Gonzales Garza	Albert G. Jerome L. Tony R.	Democratic	116,423	64.53
		Republican	60,559	33.56
		Libertarian	3,448	1.91
		Total Votes:	<u>180,430</u>	
24 - Frost Sadovy	Martin Leo	Democratic	135,794	92.61
		Libertarian	10,841	7.39
		Total Votes:	<u>146,635</u>	
25 - Andrews Loeffler Southwick	Mike George Kevin	Democratic	113,499	71.37
		Republican	44,043	27.69
		Libertarian	1,494	0.94
		Total Votes:	<u>159,036</u>	
26 - Arney Reyes Turner	Richard (Dick) Jo Ann Dee	Republican	194,944	69.27
		Democratic	86,490	30.73
		Write-In	12	0.00
		Total Votes:	<u>281,446</u>	
27 - Ortiz	Solomon P.	Democratic	105,085	100.00

LAST NAME	FIRST & MI	PARTY	# of Votes	Percent
UTAH				
1 - Hansen McKay	James V. Gunn	Republican	130,893	59.80
		Democratic	87,976	40.20
			Total Votes:	218,869
2 - Owens Snelgrove Lee	Wayne Richard Michael	Democratic	112,129	57.40
		Republican	80,212	41.06
		Libertarian	2,997	1.53
			Total Votes:	195,338
3 - Nielson Stringham Christensen Stranahan	Howard C. Robert W. E. Dean Judy	Republican	129,951	66.83
		Democratic	60,018	30.86
		American	3,285	1.69
		Socialist Workers	1,207	0.62
			Total Votes:	194,461
VERMONT				
1 - Smith Sanders Poirier Hedbor Diamondstone Earle	Peter Bernard Paul N. Jim Peter Morris	Republican	98,937	41.20
		Independent	90,026	37.49
		Democratic	45,330	18.88
		Libertarian	3,110	1.30
		Liberty Union	1,455	0.61
		Independent	1,070	0.45
		Write-In	203	0.08
			Total Votes:	240,131
VIRGINIA				
1 - Bateman Ellenson	Herbert H. James S.	Republican	135,937	73.25
		Democratic	49,614	26.74
		Write-In	22	0.01
			Total Votes:	185,573
2 - Pickett Curry Shao Smith	Owen B. Jerry R. Stephen P. Robert A.	Democratic	106,666	60.53
		Republican	62,564	35.51
		Independent	4,255	2.41
		Independent	2,691	1.53
		Write-In	32	0.02
			Total Votes:	176,208
3 - Bliley	Thomas J., Jr.	Republican	187,354	99.71
		Write-In	544	0.29
			Total Votes:	187,898
4 - Sisisky	Norman	Democratic	134,786	99.93
		Write-In	98	0.07
			Total Votes:	134,884

LAST NAME	FIRST & MI	PARTY	# of Votes	Percent
VIRGINIA (continued)				
5 - Payne	L.F., Jr.	Democratic	97,242	54.19
Hawkins	Charles R.	Republican	78,396	43.69
Cole	J.F. "Frank"	Independent	3,792	2.11
		Write-In	12	0.01
		Total Votes:	<u>179,442</u>	
6 - Olin	James R. "Jim"	Democratic	118,369	63.88
Judd	Charles E.	Republican	66,935	36.12
		Write-In	8	0.00
		Total Votes:	<u>185,312</u>	
7 - Slaughter	D. French, Jr.	Republican	136,988	99.65
		Write-In	488	0.35
		Total Votes:	<u>137,476</u>	
8 - Parris	Stanford E.	Republican	154,761	62.30
Brickley	David G.	Democratic	93,561	37.67
		Write-In	78	0.03
		Total Votes:	<u>248,400</u>	
9 - Boucher	Frederick C.	Democratic	113,309	63.40
Brown	John C.	Republican	65,410	36.60
		Write-In	8	0.00
		Total Votes:	<u>178,727</u>	
10 - Wolf	Frank R.	Republican	188,550	68.09
Weinberg	Robert L.	Democratic	88,284	31.88
		Write-In	74	0.03
		Total Votes:	<u>276,908</u>	
VIRGIN ISLANDS				
1 - DeLugo	Ron	Democratic	14,573	97.36
		Write-In	395	2.64
		Total Votes:	<u>14,968</u>	
WASHINGTON				
1 - Miller	John	Republican	152,265	55.39
Lindquist	Reese Malcolm	Democratic	122,646	44.61
		Total Votes:	<u>274,911</u>	
2 - Swift	Al	Democratic	175,191	100.00
3 - Unsoeld	Jolene	Democratic	109,412	50.14
Wight	Bill	Republican	108,794	49.86
		Total Votes:	<u>218,206</u>	

LAST NAME	FIRST & MI	PARTY	# of Votes	Percent
WASHINGTON (continued)				
4 - Morrison Golob	Sid W. J. Richard	Republican	142,938	74.53
		Democratic	48,850	25.47
			Total Votes:	<u>191,788</u>
5 - Foley Derby	Thomas S. Marlyn	Democratic	160,654	76.39
		Republican	49,657	23.61
			Total Votes:	<u>210,311</u>
6 - Dicks Cook	Norman Kevin P.	Democratic	125,904	67.60
		Republican	60,346	32.40
			Total Votes:	<u>186,250</u>
7 - McDermott Edwards	James A. Robert	Democratic	173,809	76.33
		Republican	53,902	23.67
			Total Votes:	<u>227,711</u>
8 - Chandler Kean	Rod Jim	Republican	174,942	70.87
		Democratic	71,920	29.13
			Total Votes:	<u>246,862</u>
WEST VIRGINIA				
1 - Mollohan Tuck	Alan B. Howard K.	Democratic	119,256	74.54
		Republican	40,732	25.46
			Total Votes:	<u>159,988</u>
2 - Staggers	Harley O., Jr.	Democratic	118,356	100.00
3 - Wise Hart	Robert E., Jr. Paul W.	Democratic	120,192	74.34
		Republican	41,478	25.66
			Total Votes:	<u>161,670</u>
4 - Rahall Brewster	Nick Joe, II Marianne R.	Democratic	78,812	61.30
		Republican	49,753	38.70
			Total Votes:	<u>128,565</u>
WISCONSIN				
1 - Aspin Weaver	Les Bernard J.	Democratic	158,552	76.16
		Republican	49,620	23.84
			Write-In	4
			Total Votes:	<u>208,176</u>

LAST NAME	FIRST & MI	PARTY	# of Votes	Percent
WISCONSIN (continued)				
2 - Kastenmeier Haney	Robert W. Ann J.	Democratic	151,501	58.50
		Republican	107,457	41.49
		Write-In	19	0.01
		Total Votes:	258,977	
3 - Gunderson Krueger	Steven C. Karl	Republican	157,513	68.35
		Democratic	72,935	31.65
		Write-In	19	0.01
		Total Votes:	230,467	
4 - Klecza	Gerald D.	Democratic	177,283	99.66
		Write-In	609	0.34
		Total Votes:	177,892	
5 - Moody Barnhill	Jim Helen I.	Democratic	140,518	64.11
		Republican	78,307	35.73
		Write-In	354	0.16
		Total Votes:	219,179	
6 - Petri Garrett	Thomas E. Joseph	Republican	165,923	74.24
		Democratic	57,552	25.75
		Write-In	20	0.01
		Total Votes:	223,495	
7 - Obey Hermening Duelge	David R. Kevin J. John Thomas Alan	Democratic	142,197	61.78
		Republican	86,077	37.40
		Independent	1,893	0.82
		Write-In	12	0.01
		Total Votes:	230,179	
8 - Roth Baron	Toby Robert A.	Republican	167,275	69.69
		Democratic	72,708	30.29
		Write-In	30	0.01
		Total Votes:	240,013	
9 - Sensenbrenner Hickey	F. James, Jr. Thomas J.	Republican	185,093	74.90
		Democratic	62,003	25.09
		Write-In	8	0.00
		Total Votes:	247,104	
WYOMING				
1- Cheney Sharratt McCune Hamburg	Dick Bryan Craig Alan Al	Republican	118,350	66.62
		Democratic	56,527	31.82
		Libertarian	1,906	1.07
		New Alliance	868	0.49
		Total Votes:	177,651	